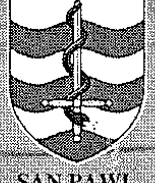





7th European Veterans Athletic Non-Stadia Championships

28-29 April, 2001 - Malta



SAN PAWL
IL-BAHAR



TA' XBIEX

RESULTS



RESULTS

EVAA NON STADIA CHAMPIONSHIPS MALTA 2001
BUGIBBA-QAWRA-TA XBIEX
MEN 40+ 10,000 METER RUN
RESULTS BY AGE GROUP - SATURDAY 28/04/01

M40

1	658	Schweickardt, Stephane	40	Switzerland	0:30:00.0
2	582	Monnier, Philippe	42	France	0:31:15.0
3	497	Hopfner, Johann	44	Germany	0:31:25.0
4	596	O'Connor, Tom	40	Ireland	0:32:41.0
5	573	McMAHON, James	40	Ireland	0:33:25.0
6	587	Mueller, Hans-Joerg	40	Switzerland	0:33:55.0
7	50	Buffa, Antonino	43	Italy	0:34:20.0
8	689	Taube, Detlev	43	Germany	0:34:39.0
9	599	O'Shea, Michael	42	Ireland	0:34:55.0
10	511	Johansen, Tom-Roger	41	Norway	0:35:06.0
11	537	Lang, Hans	40	Germany	0:35:08.0
12	604	Oller, Richard	43	Austria	0:35:43.0
13	691	Taylor, William	43	Great Britain & N.Ireland	0:37:01.0
14	522	Knightlèy, Terence	40	Great Britain & N.Ireland	0:37:49.0
15	378	Cich, Vladimir	42	Slovak Republic	0:37:52.0
16	677	Steele, Terry	41	Great Britain & N.Ireland	0:37:55.0
17	656	Schneider, Felix	43	Switzerland	0:37:57.0
18	460	Gentile, Tony	40	France	0:38:22.0
19	512	Kalazi, Jozef	43	Slovak Republic	0:39:16.0
20	374	Chaplin, Mark	42	Great Britain & N.Ireland	0:39:49.0
21	339	Bigocki, Marian	44	Germany	0:39:56.0
22	353	Brimmer, Albert	43	Malta	0:41:43.0
23	470	Greenan, Seamus	43	Ireland	0:42:17.0
24	610	Pace, Martin	40	Malta	0:42:23.0
25	375	Chetcuti, Eugenio	42	Malta	0:42:51.0
26	445	Forbes, Paul	44	Great Britain & N.Ireland	0:42:57.0
27	453	Galea, Charles	44	Malta	0:42:59.0
28	583	Montebello, Emanuel	42	Malta	0:43:20.0
29	642	Saliba, Roland	40	Malta	0:43:35.0
30	369	Caruana, John Mary	41	Malta	0:43:41.0
31	499	Hough, Keith	44	Great Britain & N.Ireland	0:43:56.0
32	584	Morana, Mario	42	Malta	0:46:53.0
33	358	Bugeja, Raymond	44	Malta	0:47:04.0
34	558	Mallia, Richard	41	Malta	0:50:06.0
35	490	Herd, Carmel	44	Malta	0:54:50.0

M45

1	455	Gates, Nigel	47	Great Britain & N.Ireland	0:32:18.0
2	483	Hannaford, Graham	47	Great Britain & N.Ireland	0:34:04.0
3	625	Proell, Manfred	49	Austria	0:34:08.0
4	617	Pechek, Frantisek	47	Czech Republic	0:34:25.0
5	627	Quehenberger, Hans	46	Austria	0:34:48.0
6	654	Schmiederer, Alfons	49	Germany	0:35:07.0
7	575	Mifsud, Raymond	45	Malta	0:35:34.0
8	636	Ross, Steven	46	Great Britain & N.Ireland	0:35:36.0
9	700	Undeutsch, Gustav	45	Austria	0:37:26.0

RESULTS

10	576	Mifsud, Stephen	47	Malta	0:37:31.0
11	711	Weatherhead, Peter	49	Great Britain & N.Ireland	0:37:35.0
12	679	Straulino, Jurgen	46	Germany	0:37:38.0
13	332	Benjamin, Ronald	46	Great Britain & N.Ireland	0:37:45.0
14	718	William(S), Paul	45	Great Britain & N.Ireland	0:38:08.0
15	379	Clarke, Martin	49	Great Britain & N.Ireland	0:38:24.0
16	585	Morgan, Peter	45	Great Britain & N.Ireland	0:38:31.0
17	310	Adamec, Zdenek	48	Czech Republic	0:38:37.0
18	443	Fister, Ulrich	49	Germany	0:38:39.0
19	340	Binter, Karel	49	Czech Republic	0:38:52.0
20	454	Garces, Ricardo	46	Spain	0:39:10.0
21	524	Koal, Gerd	48	Germany	0:39:26.0
22	644	Sargent, Rob	46	Great Britain & N.Ireland	0:40:14.0
23	728	Zerafa, Joseph	45	Malta	0:40:19.0
24	666	Slegr, Jiri	46	Czech Republic	0:40:28.0
25	683	Sumalan, Daniel	48	Romania	0:40:29.0
26	622	Popa, Marian	46	Romania	0:41:25.0
27	561	Marshall, John	48	Great Britain & N.Ireland	0:41:42.0
28	533	Kudrna, Jiri	49	Czech Republic	0:41:56.0
29	323	Attard, Raymond	45	Malta	0:42:18.0
30	541	Lenz, Klaus	48	Germany	0:42:38.0
31	382	Colla, Manrico	49	Italy	0:43:27.0
32	418	Downing, John	47	Great Britain & N.Ireland	0:44:11.0
33	464	Ghiller, Walley	45	Malta	0:44:13.0
34	514	Keller, Ernst	48	Switzerland	0:44:39.0
35	692	Tedesco, Charles	49	Malta	0:45:09.0
36	344	Borg, Joseph V	46	Malta	0:47:19.0
37	365	Camilleri, Dennis	48	Malta	0:49:23.0
38	733	Turkkal, Muhsim	49	Turkey	0:49:54.0
39	500	Hrebejk, Jiri	46	Czech Republic	0:50:16.0
40	368	Caruana, Gejtano	49	Malta	0:51:29.0
41	416	Dillon, Kevin	47	Great Britain & N.Ireland	0:54:37.0
42	657	Schuster, Heinrich	49	Germany	0:57:06.0
43	391	Corcodel, Stefan	46	Romania	0:59:01.0

M50

1	477	Hager, Michael	50	Great Britain & N.Ireland	0:32:07.0
2	605	Oshea, Patrick	51	Ireland	0:33:59.0
3	597	O'Keeffe, Richard	52	Great Britain & N.Ireland	0:34:07.0
4	493	Herzgsell, Franz	51	Germany	0:34:10.0
5	648	Schaiter, Hermann	54	Italy	0:34:19.0
6	479	Haluzza, Marian	50	Slovak Republic	0:34:24.0
7	467	Gomes Ribeiro, Jose Al	50	Portugal	0:34:36.0
8	703	Van Noten, Omer	53	Belgium	0:34:40.0
9	331	Behlert, Manfred	53	Germany	0:34:57.0
10	430	Ermolaev, Vladimir	51	Russia	0:35:05.0
11	720	Williams, Paul	51	Great Britain & N.Ireland	0:36:11.0
12	721	Wilson, David	52	Great Britain & N.Ireland	0:36:17.0
13	338	Bidmead, Peter	51	Great Britain & N.Ireland	0:36:52.0
14	405	Debono, Alfred	52	Malta	0:37:15.0
15	336	Bettinelli, Bruno	54	Italy	0:37:36.0
16	364	Camilleri, Alfred	50	Malta	0:37:39.0
17	421	Duhig, Peter	51	Great Britain & N.Ireland	0:38:21.0
18	670	Spencer-Wood, Julian	50	Great Britain & N.Ireland	0:39:19.0
19	412	Desira, Anthony	53	Malta	0:39:27.0

RESULTS

20	619	Phipps, Owen	54	Great Britain & N.Ireland	0:39:58.0
21	631	Reinelt, Werner	53	Germany	0:40:03.0
22	678	Stevenson, Andrew	52	Great Britain & N.Ireland	0:40:06.0
23	527	Konopka, Jan	54	Slovak Republic	0:40:26.0
24	356	Bruce, Mike	53	Great Britain & N.Ireland	0:42:24.0
25	662	Sinnott, David	52	Great Britain & N.Ireland	0:42:50.0
26	383	Collins, Harry	51	Great Britain & N.Ireland	0:42:56.0
27	501	Huber, Walter	50	Switzerland	0:43:39.0
28	669	Speak, Alan	51	Great Britain & N.Ireland	0:44:06.0
29	456	Gatt, Anthony	51	Malta	0:46:14.0
30	543	Leuthr, Johann	52	Germany	0:46:55.0
31	562	Marshall, Ron	51	Great Britain & N.Ireland	0:48:01.0
32	705	Vella, Aldo	54	Malta	0:48:14.0
33	414	Detven, Michal	51	Czech Republic	0:48:18.0
34	308	Abela, Mario	52	Malta	0:48:31.0
35	476	Habig, Walter	51	Germany	0:49:18.0
36	435	Falzon, Joseph	53	Malta	0:51:01.0
37	685	Swithenby, Stephen	51	Great Britain & N.Ireland	0:51:20.0
38	716	Wiedemeier, Walter	50	Switzerland	0:52:22.0
39	565	Mathys, Freidrich	52	Switzerland	0:52:40.0
40	509	Jenzelovsky, Vincent	54	Slovak Republic	0:54:20.0
41	448	Fortune, Iain	54	Great Britain & N.Ireland	0:54:25.0
42	695	Thiex, Albert	51	Germany	0:55:24.0
43	688	Tasker, Timothy	50	Great Britain & N.Ireland	0:56:43.0
44	611	Pace Taliana, Lino	51	Malta	0:56:45.0
45	343	Blattler, Franz	50	Switzerland	0:57:36.0
46	664	Skliba, Karel	50	Czech Republic	0:59:07.0
47	347	Boscaiu, Voicu	51	Romania	1:04:13.0

M55

1	600	Odegard, Harald	55	Norway	0:35:21.0
2	630	Reilly, Francis	55	Ireland	0:35:27.0
3	660	Sheridan, John	55	Ireland	0:36:36.0
4	620	Plasch, Hans	55	Austria	0:37:18.0
5	451	Freitas, Albino	55	Portugal	0:38:07.0
6	387	Connolly, Richard	55	Ireland	0:39:14.0
7	146	Bonass, Pat	56	Ireland	0:39:25.0
8	598	O'Loughlin, Thomas	57	Ireland	0:39:47.0
9	410	De Parade, Martin	56	Germany	0:39:49.0
10	693	Theobald, Michael	55	Great Britain & N.Ireland	0:40:23.0
11	508	Jefferies, Tony	57	Great Britain & N.Ireland	0:40:34.0
12	699	Tunturi, Marrku	57	Finland	0:41:10.0
13	306	Abela, Francis	55	Malta	0:41:22.0
14	684	Suvleacov, Victor	56	Romania	0:44:33.0
15	557	Makkeli, Seppo	56	Finland	0:44:49.0
16	380	Clarke, Peter	57	Great Britain & N.Ireland	0:44:53.0
17	330	Bauer, Roman	57	Germany	0:45:22.0
18	559	Mallia, Victor	57	Malta	0:45:50.0
19	665	Sladek, Karel	55	Czech Republic	0:45:57.0
20	702	Van Der Kroon, Antoniu	56	Netherlands	0:47:02.0
21	676	Stavik, Josef	58	Czech Republic	0:47:45.0
22	592	Neagu, Lucian	57	Romania	0:48:07.0
23	714	Westbrook, Paul	58	Great Britain & N.Ireland	0:48:09.0
24	441	Fischer, Herman Josef	56	Germany	0:49:08.0

RESULTS

24	441	Fischer, Herman Josef	56	Germany	0:49:08.0
25	424	Edwards, Michael	58	Great Britain & N.Ireland	0:49:38.0
26	388	Cooper, Louis	58	Great Britain & N.Ireland	0:49:44.0
27	461	Gerdes, Dietmar	59	Germany	0:51:26.0
28	712	Wegerdt, Bernd	57	Germany	0:51:57.0
29	506	Izabal, Joan	55	Spain	0:52:12.0
30	351	Bream, Robert	55	Great Britain & N.Ireland	0:55:06.0
31	591	Navarro, Joseph	58	Malta	0:57:50.0
32	607	Ostuni, Domenico	55	Italy	0:58:15.0
33	402	Dargenio, Giuseppe	55	Italy	1:01:21.0
34	717	Wilkey, Ian	58	Great Britain & N.Ireland	1:08:45.0
35	468	Gomes Ribeiro, Manuel	55	Portugal	1:13:23.0

M60

1	519	Kioun, Valeri	61	Russia	0:36:32.0
2	650	Scheiber, Kaspar	62	Switzerland	0:37:25.0
3	357	Bublitz, Manfred	61	Germany	0:37:48.0
4	550	Lyapunov, Stanislav	61	Russia	0:38:05.0
5	523	Knockaert, Edgard	64	Belgium	0:40:38.0
6	704	Vantours, Bernard	63	France	0:40:56.0
7	385	Conney, Sean	60	Ireland	0:41:00.0
8	494	Hlusicka, Josef	63	Czech Republic	0:41:07.0
9	397	Cruise, Charles	60	Ireland	0:41:16.0
10	480	Hana, Kvetoslav	64	Czech Republic	0:42:01.0
11	472	Gruenig, Wilhelm	62	Germany	0:42:45.0
12	486	Harz, Erwin	62	Germany	0:44:27.0
13	489	HercocK, Bernard	64	Great Britain & N.Ireland	0:44:31.0
14	350	Bradac, Alois	60	Czech Republic	0:44:42.0
15	423	Edge, Dave	62	Great Britain & N.Ireland	0:44:47.0
16	492	Herrmann, Horst	60	Germany	0:45:13.0
17	682	Sulc, Vladimir	60	Czech Republic	0:45:29.0
18	588	Murphy, William	61	Great Britain & N.Ireland	0:45:33.0
19	404	De Prater, Harry	63	Belgium	0:46:35.0
20	724	Zacek, Vladimir	63	Czech Republic	0:47:06.0
21	722	Wolfsteiner, Georg	61	Germany	0:47:13.0
22	377	Chiurlea, Cristian	61	Romania	0:49:12.0
23	372	Caudwell, Michael	64	Great Britain & N.Ireland	0:49:25.0
24	577	Mikhaylov, Vadim	62	Russia	0:49:51.0
25	367	Carr, W	63	Great Britain & N.Ireland	0:52:16.0
26	376	Chittenden, Peter	63	Great Britain & N.Ireland	0:53:14.0
27	362	Button, Derek	63	Great Britain & N.Ireland	0:53:22.0
28	551	Maag, Hans	60	Switzerland	0:56:13.0
29	547	Louknitski, Felix	63	Russia	0:57:12.0
30	545	Lombardi, Michele	64	Italy	0:58:14.0
31	726	Zammit, Gerald	63	Malta	0:59:44.0
32	496	Holmgren, Karl-Gustav	64	Sweden	1:00:16.0
33	349	Bracey, Brian	63	Great Britain & N.Ireland	1:01:33.0
34	546	Lorenzetti, Piergiorgi	60	Italy	1:02:00.0
35	595	Nutley, Derek	61	Great Britain & N.Ireland	1:02:00.0
36	326	Baker, Kenneth	60	Great Britain & N.Ireland	1:04:06.0
37	535	Kung, Paul	60	Switzerland	1:06:03.0
38	419	Drummond, Norman	63	Great Britain & N.Ireland	1:10:15.0

M65

RESULTS

1	649	Schanne, Werner	65	Germany	0:37:37.0
2	663	Sitsky, Gury	67	Russia	0:39:23.0
3	420	Duss, Franz	67	Switzerland	0:42:05.0
4	450	Friedbacher, Rudolf	67	Austria	0:42:54.0
5	578	Mildenberger, Karl-Hei	66	Germany	0:45:53.0
6	697	Trcka, Josef	66	Czech Republic	0:46:04.0
7	586	Morrison, Henry	66	Great Britain & N.Ireland	0:46:25.0
8	713	Weight, Colin	66	Great Britain & N.Ireland	0:47:05.0
9	681	Stuart-Thorn, Nigel	69	Great Britain & N.Ireland	0:47:53.0
10	355	Broennimann, Heinz	69	Switzerland	0:48:11.0
11	403	Davidson, Robert	69	Great Britain & N.Ireland	0:48:25.0
12	337	Beyer, Gunther	67	Germany	0:50:01.0
13	485	Hartas, Frank	67	Great Britain & N.Ireland	0:50:19.0
14	491	Hermet, Gilbert	66	France	0:53:21.0
15	393	Craik, Thomas	65	Great Britain & N.Ireland	0:53:38.0
16	465	Gilks, Stuart	67	Great Britain & N.Ireland	0:53:46.0
17	516	Kelly, James	68	Great Britain & N.Ireland	0:58:59.0
18	608	Otcenasek, Lubos	65	Czech Republic	0:59:41.0
19	363	Byers, Alan Edwin	69	Great Britain & N.Ireland	1:00:25.0
20	641	Rusu, Eugeniu	68	Romania	1:05:42.0
21	425	Ehrbar, Fritz	67	Switzerland	1:24:32.0

M70

1	690	Taylor, John	70	Great Britain & N.Ireland	0:43:58.0
2	447	Forster, Laurie	71	Great Britain & N.Ireland	0:48:17.0
3	567	Matzner, Karel	72	Czech Republic	0:49:21.0
4	407	Delsemme, Jozef	72	Belgium	0:49:56.0
5	502	Hughes, Alan	70	Great Britain & N.Ireland	0:53:08.0
6	427	Elis, Milos	73	Czech Republic	0:54:29.0
7	534	Kundig, Hans	72	Switzerland	0:55:58.0
8	333	Berdar, Andre	70	Switzerland	0:57:15.0
9	396	Crooke, Kenneth	72	Great Britain & N.Ireland	0:58:16.0
10	687	Tanti, Grezzju	71	Malta	1:00:21.0
11	680	Strubbe, Andre	73	Belgium	1:03:33.0
12	389	Copeland, Maurice	72	Great Britain & N.Ireland	1:08:55.0
13	322	Attard, Ganni	74	Malta	1:09:02.0

M75

1	313	Agnoli, Sergio	75	Italy	0:44:50.0
2	475	Gutbier, Heinrich	77	Germany	0:45:16.0
3	478	Hale, Ronald	76	Great Britain & N.Ireland	0:50:51.0
4	707	Vossler, Erwin	75	Germany	0:52:50.0
5	390	Copping, Norman Frank	76	Great Britain & N.Ireland	0:53:58.0
6	341	Bjerknes, Alfr	75	Norway	0:56:48.0
7	462	Gheorghe, Arghiriade	75	Romania	1:00:47.0
8	463	Gheorghiu, Nicolae	76	Romania	1:04:50.0
9	409	Dematteis, Cesare	79	Italy	1:15:10.0

M80

1	515	Keller, Heinrich	80	Switzerland	0:52:24.0
2	384	Colsmann, Heinz	81	Germany	0:59:16.0

RESULTS

3	429	Endrizzi, Joseph	80	France	1:03:43.0
4	549	Ludzuweit, Otto	84	Germany	1:03:49.0
5	459	Geertz, Hans	80	Germany	1:04:17.0
6	634	Riederer, Josef	80	Germany	1:38:58.0

M85

1	606	Osselaer, Andre	85	Belgium	1:03:52.0
2	602	Olbrechts, Albert	86	Germany	1:11:20.0

RESULTS

EVAA NON STADIA CHAMPIONSHIPS MALTA 2001
BUGIBBA-QAWRA-TA XBIEX
WOMEN 35+ 10,000 METER RUN
RESULTS BY AGE GROUP - SATURDAY 28/04/01

<u>RANK</u>	<u>COMP#</u>	<u>ATHLETE NAME</u>	<u>AGE</u>	<u>TEAM</u>	<u>TIME</u>
W35					
1	184	Galea, Carol	38	Malta	0:35:02.0
2	261	Ridley, Susan	35	Great Britain & N.Ireland	0:36:30.0
3	202	Hoffman, Renate Ella	39	Germany	0:38:18.0
4	177	Fenech, Cecilia	39	Malta	0:40:44.0
5	229	Marson, Lindi	37	Great Britain & N.Ireland	0:41:29.0
6	207	Irvine, Sandra	39	Great Britain & N.Ireland	0:44:09.0
7	152	Cambria, Grazia	35	Italy	0:46:46.0
W40					
1	193	Greenan, Mags	43	Ireland	0:37:43.0
2	281	Teygeman, Diane	42	Belgium	0:39:42.0
3	408	DeLUCAS Valbuen, MaROS	43	Spain	0:40:42.0
4	299	Zirknitzer, Andrea	42	Austria	0:40:54.0
5	263	Roberts, Kim	43	Great Britain & N.Ireland	0:43:02.0
6	150	Bugeja, Anna	44	Malta	0:43:43.0
7	233	McCARTHY, Stephaanie	44	Great Britain & N.Ireland	0:44:08.0
8	237	Mueller, Doris	43	Switzerland	0:45:21.0
9	265	Salogni, Barbara	40	Switzerland	0:45:51.0
10	218	Larche, Bapby	40	France	0:48:54.0
11	200	Herd, Mary Rose	42	Malta	0:51:51.0
12	298	Zanella, Lorella	41	Italy	0:52:27.0
13	247	Penningsfeld, Gerlnde	43	Germany	0:56:57.0
14	142	Benjamin, Gillian	42	Great Britain & N.Ireland	0:57:07.0
15	131	Abela, Noelle	40	Malta	1:09:30.0
W45					
1	228	Marshall, Karen	47	Great Britain & N.Ireland	0:38:03.0
2	206	Huether, Elfie	47	Germany	0:40:04.0
3	230	Mathys, Odilia	47	Switzerland	0:40:51.0
4	227	Marsh, Diane	48	Great Britain & N.Ireland	0:40:56.0
5	169	Dreyer, Monica	47	Germany	0:42:41.0
6	256	Proell, Roswitha	48	Austria	0:43:33.0
7	212	Koenis, Mary	47	Nederlands	0:46:36.0
8	248	Pfauser, Inge	48	Germany	0:46:37.0
9	181	Fortune, Anne	48	Great Britain & N.Ireland	0:49:36.0
10	294	Westbrook, Gill	45	Great Britain & N.Ireland	0:50:13.0
11	735	Thorne, Christine	48	Great Britain & N.Ireland	0:51:19.0
12	-176	Falzon, Mary	49	Malta	0:51:30.0
13	134	Attard, Christine	45	Malta	0:52:21.0
14	282	Thiex, Eva	48	Germany	0:55:05.0
15	198	Hartas, Thelma	45	Great Britain & N.Ireland	0:57:55.0
16	303	Radu, Olga	49	Romania	1:03:45.0

RESULTS

17	289	Vanderstichele, Nicole	46	Belgium	1:10:37.0
18	216	Kuenzel, Karin	48	Germany	1:16:11.0

W50

1	278	Stevenson, Janet	51	Great Britain & N.Ireland	0:36:57.0
2	287	Undeutsch, Diana	51	Austria	0:39:57.0
3	148	Bowler, Karen	51	Great Britain & N.Ireland	0:40:40.0
4	302	Koal, Ingrid	51	Germany	0:42:29.0
5	279	Swithenby, Margaret	51	Great Britain & N.Ireland	0:43:34.0
6	267	Schaeffler, Roswitha	54	Germany	0:43:36.0
7	159	Comiskey, June	53	Ireland	0:45:24.0
8	172	Engler, Anna	51	Switzerland	0:47:24.0
9	254	Pop, Maria	51	Romania	0:50:23.0
10	257	Quadri, Ombretta	51	Italy	0:51:33.0
11	166	Delia, Helen	50	Malta	0:52:11.0
12	236	Mokshina, Nataly	52	Russia	0:53:15.0
13	276	Speak, Glenis	50	Great Britain & N.Ireland	0:53:16.0
14	196	Habig, Roswitha	50	Germany	0:54:01.0
15	156	Cassar, Sarah	53	Malta	0:54:59.0
16	170	Edwards, Margaret L	53	Great Britain & N.Ireland	0:55:44.0
17	136	Balitzki, Anita	51	Germany	0:58:02.0
18	277	Stanciu, Victoria	50	Romania	1:10:49.0
19	284	Timus, Clementina A	54	Romania	1:17:06.0

W55

1	223	Luethi, Emmi	57	Switzerland	0:40:31.0
2	209	Jolimet Ruzic, Christi	57	France	0:42:34.0
3	213	Kolesnikova, Alla	59	Russia	0:42:49.0
4	140	Bauer, Leni	56	Germany	0:45:05.0
5	270	Schneider, Anita	55	Germany	0:45:43.0
6	143	Bensch, Heidelore	58	Germany	0:46:12.0
7	246	Pegan, Silvia	56	Italy	0:47:27.0
8	259	Rahuet, Josefina	55	Switzerland	0:47:59.0
9	250	Piispanen, Seija	55	Finland	0:48:20.0
10	273	Sochorcova, Ruzena	59	Czech Republic	0:48:27.0
11	186	Gastaldi, Tiziana	56	Italy	0:49:09.0
12	253	Poole, Sandy	57	Great Britain & N.Ireland	0:49:31.0
13	264	Rocnakova, Miloslava	56	Czech Republic	0:50:03.0
14	204	Hovorkova, Milena	57	Czech Republic	0:50:20.0
15	280	Tatarina, Angelina	56	Russia	0:51:43.0
16	151	Bylina, Terttu	59	Finland	0:51:58.0
17	238	Murphy, Jeannette	55	Great Britain & N.Ireland	0:52:18.0
18	149	Brandoni, Brunella	55	Italy	0:56:01.0
19	271	Scicluna, Doris	58	Malta	0:56:19.0
20	290	Vautier, Angie	55	Great Britain & N.Ireland	0:57:57.0
21	297	Wilson, Barbara	55	Great Britain & N.Ireland	1:00:49.0
22	255	Portulas, Rosa	55	Spain	1:01:47.0
23	239	Musat, Mioara	55	Romania	1:03:57.0
24	208	Jeffries, Pat	55	Great Britain & N.Ireland	1:17:40.0
25	285	Toba, Maria	55	Romania	1:18:14.0
26	154	Carabela, Alexandra	56	Romania	1:19:32.0
27	189	Gheorghiu, Elena	56	Romania	1:22:04.0

RESULTS

W60

1	288	Van Kooten, Gerda	62	Nederlands	0:45:32.0
2	168	Draeger, Helga	61	Germany	0:52:52.0
3	162	Cushen, Bridget	60	Great Britain & N.Ireland	0:53:30.0
4	165	Degaetano, Cecilia	62	Malta	0:53:51.0
5	234	Meulenyser, Nadia	60	Belgium	0:54:15.0
6	187	Gerdes, Ruth	60	Germany	0:55:23.0
7	182	Frison, Maria	62	Italy	0:56:22.0
8	266	Sayers, Rosemarie	64	Great Britain & N.Ireland	1:01:50.0
9	160	Cooper, Gillian	62	Great Britain & N.Ireland	1:18:39.0
10	296	Wilkey, Pearl	61	Great Britain & N.Ireland	1:24:23.0

W65

1	224	Maisongrosse, Odette	65	France	0:47:46.0
2	235	Minotti, Bruna	65	Italy	0:47:52.0
3	251	Pinard, Andree	65	France	0:52:32.0
4	190	Glaser, Doris	67	Germany	0:53:59.0
5	185	Gastaldi, Noemi	67	Italy	0:54:26.0
6	192	Goody, Joyce	67	Great Britain & N.Ireland	0:55:48.0

W70

1	258	Quinton, Eileen	71	Great Britain & N.Ireland	0:51:54.0
2	180	Forster, Betty	71	Great Britain & N.Ireland	1:00:13.0
3	243	Norrish, Betty	70	Great Britain & N.Ireland	1:01:13.0
4	217	Kundig, Helga	72	Switzerland	1:04:41.0

W75

1	163	Dahinden, Marianne	76	Switzerland	1:10:25.0
---	-----	--------------------	----	-------------	-----------

W80

1	175	Falke, Elfride	80	Germany	1:25:15.0
---	-----	----------------	----	---------	-----------

RESULTS
 MEN 40+ HALF MARATON
 RESULTS BY AGE GROUP - SUNDAY 29/04/01

<u>RANK</u>	<u>COMP#</u>	<u>ATHLETE NAME</u>	<u>AGE</u>	<u>TEAM</u>	<u>TIME</u>
M40					
1	658	Schweickardt, Stephane	40	Switzerland	1:06:08.0
2	394	Critchlow, Julian	40	Great Britain & N.Ireland	1:08:29.0
3	473	Guerra Gonzalez, Franc	43	Spain	1:09:58.0
4	694	Theofel, Juergen	42	Germany	1:11:10.0
5	573	McMAHON, James	40	Ireland	1:12:44.0
6	603	Olivieri, Biagio	42	Italy	1:12:49.0
7	609	Pace, Joe	41	Malta	1:13:18.0
8	510	Joao Fernando, Ferrao	43	Portugal	1:15:15.0
9	618	Pechek, Vladimir	43	Czech Republic	1:17:00.0
10	708	Vrabel, Milan	40	Slovak Republic	1:17:53.0
11	440	Ferreira Rodrig, Joao	41	Portugal	1:20:33.0
12	334	Berky, Robert	43	Slovak Republic	1:20:38.0
13	729	Sciberras, Innocent	41	Malta	1:21:04.0
14	615	Pascual, Julio	42	Spain	1:22:10.0
15	593	Nolan, Bernard	40	Ireland	1:22:18.0
16	124	Woegerbauer, Stephan	41	Austria	1:25:04.0
17	677	Steele, Terry	41	Great Britain & N.Ireland	1:25:25.0
18	312	Agius, Martin	43	Malta	1:25:29.0
19	522	Knightley, Terence	40	Great Britain & N.Ireland	1:28:39.0
20	321	Attard, Carmelo	40	Malta	1:28:48.0
21	413	Desira, Joseph	42	Malta	1:30:09.0
22	512	Kalazi, Jozef	43	Slovak Republic	1:30:25.0
23	428	Ellul, Paul	43	Malta	1:33:52.0
24	725	Zammit, Carmel	43	Malta	1:34:37.0
25	469	Grech, Carmel	43	Malta	1:34:50.0
26	580	Milnes, Christopher	43	Great Britain & N.Ireland	1:35:59.0
27	639	Russo, Giovanni	44	Italy	1:40:05.0
28	672	Spiteri, George	43	Malta	1:42:44.0
29	433	Failla, Vincenzo	44	Italy	1:43:04.0
30	574	Micallef, Gino	41	Malta	1:44:08.0
31	345	Borg, Paul	40	Malta	1:49:13.0
32	686	Taliana, Tony	44	Malta	1:49:28.0
33	371	Catania, Andre Pio	41	Malta	1:57:18.0

M45					
1	638	Rungger, Albert	48	Italy	1:12:55.0
2	626	Puchner, Alois	48	Austria	1:12:59.0
3	521	Klitz, Reimund	45	Germany	1:14:08.0
4	531	Krantz, Christoph	46	Germany	1:15:54.0
5	617	Pechek, Frantisek	47	Czech Republic	1:16:38.0
6	556	Mair, Johann	46	Italy	1:17:57.0
7	554	Maesano, Mario	47	Italy	1:18:49.0
8	439	Fernandez, Luis Ramon	49	Spain	1:19:20.0
9	636	Ross, Steven	46	Great Britain & N.Ireland	1:19:54.0
10	436	Farrugia, George	48	Malta	1:22:15.0
11	568	Mayr, Karl	49	Italy	1:23:24.0
12	667	Smedile, Giuseppe	47	Italy	1:25:05.0
13	310	Adamec, Zdenek	48	Czech Republic	1:25:10.0
14	400	Cutajar, Louis	49	Malta	1:25:51.0
15	340	Binter, Karel	49	Czech Republic	1:26:02.0
16	585	Morgan, Peter	45	Great Britain & N.Ireland	1:26:13.0
17	399	Cutajar, Godwin	47	Malta	1:26:35.0
18	524	Koal, Gerd	48	Germany	1:28:25.0
19	709	Wahl, Willi	45	Germany	1:28:54.0

RESULTS

20	454	Garces, Ricardo	46	Spain	1:29:04.0
21	644	Sargent, Rob	46	Great Britain & N.Ireland	1:29:15.0
22	431	Esletzbichler, Ernst	47	Austria	1:31:58.0
23	484	Hardegger, Juerg	45	Switzerland	1:32:07.0
24	517	Kerley, John	46	Great Britain & N.Ireland	1:32:29.0
25	666	Slegr, Jiri	46	Czech Republic	1:32:31.0
26	346	Borg Costanzi, Peter	47	Malta	1:33:20.0
27	395	Crocker, Robert	45	Great Britain & N.Ireland	1:35:42.0
28	696	Toscano, Mauro	47	Italy	1:36:19.0
29	659	Sciberras, Anthony	48	Malta	1:36:35.0
30	570	McCARTAN, Michael	46	Ireland	1:39:30.0
31	514	Keller, Ernst	48	Switzerland	1:40:16.0
32	418	Downing, John	47	Great Britain & N.Ireland	1:40:58.0
33	449	Francalanza, Dennis	46	Malta	1:41:26.0
34	458	Gauci, John	47	Malta	1:42:33.0
35	352	Briffa, Alfred	46	Malta	1:45:21.0
36	365	Camilleri, Dennis	48	Malta	1:58:18.0

M50

1	477	Hager, Michael	50	Great Britain & N.Ireland	1:10:57.0
2	701	Urbschat, Klaus	51	Germany	1:13:16.0
3	648	Schaiter, Hermann	54	Italy	1:14:23.0
4	703	Van Noten, Omer	53	Belgium	1:16:04.0
5	605	Oshea, Patrick	51	Ireland	1:16:32.0
6	467	Gomes Ribeiro, Jose Al	50	Portugal	1:17:13.0
7	479	Haluza, Marian	50	Slovak Republic	1:17:14.0
8	507	Jacobsen, Mogens	50	Denmark	1:19:30.0
9	619	Phipps, Owen	54	Great Britain & N.Ireland	1:19:43.0
10	668	Sommer, Juergen	52	Germany	1:19:59.0
11	336	Bettinelli, Bruno	54	Italy	1:22:04.0
12	317	Antentas, Josep Maria	54	Spain	1:22:30.0
13	637	Rubio Corcoles, Miguel	53	Spain	1:23:34.0
14	723	Wood, Chris	51	Great Britain & N.Ireland	1:26:22.0
15	452	Frey, Ludwig	54	Germany	1:29:23.0
16	670	Spencer-Wood, Julian	50	Great Britain & N.Ireland	1:29:26.0
17	311	Adler, Hanspeter	51	Switzerland	1:32:09.0
18	646	Schaer, Heinz	50	Switzerland	1:32:40.0
19	320	Attard, Antoine	52	Malta	1:32:45.0
20	319	Arndt, Gunter	54	Germany	1:33:56.0
21	370	Caruana, Joseph	53	Malta	1:34:51.0
22	411	Derbfuss, Walter	52	Germany	1:35:05.0
23	318	Aquilina, Vince	51	Malta	1:35:12.0
24	457	Gatt, John	54	Malta	1:35:56.0
25	383	Collins, Harry	51	Great Britain & N.Ireland	1:36:26.0
26	727	Zerafa, Charles	52	Malta	1:36:30.0
27	327	Barbara, Peter	52	Malta	1:38:31.0
28	594	Nolz, Gunther	53	Austria	1:38:33.0
29	366	Camilleri, Philip	53	Malta	1:40:41.0
30	643	Sammut, Wilfred	50	Malta	1:45:47.0
31	398	Curmi, Alfred	52	Malta	1:46:12.0
32	560	Mangion, Charles	52	Malta	1:46:25.0
33	406	Delia, Victor	51	Malta	1:48:09.0
34	474	Gunn, Brian	50	Great Britain & N.Ireland	1:52:20.0
35	674	Staehele, Heinz	54	Switzerland	1:53:07.0

RESULTS

36	359	Buhagiar, Joe	52	Malta	1:53:18.0
37	446	Formosa, Manuel	52	Malta	1:54:28.0
38	401	Dall'Olio, Gianni	50	Italy	1:55:34.0
39	509	Jendzelovsky, Vincent	54	Slovak Republic	2:02:43.0
40	329	Bauer, Dieter	54	Germany	2:04:32.0
41	324	Azzopardi, Joseph	53	Malta	2:11:22.0
42	671	Spiegel, Peter	52	Switzerland	2:12:37.0

M55

1	630	Reilly, Francis	55	Ireland	1:17:59.0
2	653	Schlenker, Edmund	56	Germany	1:18:29.0
3	481	Hancock, Vincent	57	Great Britain & N.Ireland	1:19:48.0
4	675	Staepli, Ulrich	56	Switzerland	1:20:31.0
5	488	Henry, Marcel	56	France	1:24:06.0
6	498	Horner, Johann	57	Austria	1:25:03.0
7	612	Pages, Maurice	55	France	1:26:39.0
8	624	Price, Robert James	58	Great Britain & N.Ireland	1:27:01.0
9	361	Busetto, Silvio	59	Italy	1:27:35.0
10	410	De Parade, Martin	56	Germany	1:27:42.0
11	621	Poole, Derek	56	Great Britain & N.Ireland	1:29:06.0
12	699	Tunturi, Marrku	57	Finland	1:29:54.0
13	508	Jefferies, Tony	57	Great Britain & N.Ireland	1:30:44.0
14	315	Allard, Rod	58	Great Britain & N.Ireland	1:34:10.0
15	647	Schafer, Toni	55	Switzerland	1:36:08.0
16	495	Hobbs, Mervyn	57	Great Britain & N.Ireland	1:37:10.0
17	503	Huxley, Phil	58	Great Britain & N.Ireland	1:38:30.0
18	380	Clarke, Peter	57	Great Britain & N.Ireland	1:39:07.0
19	684	Suvleacov, Victor	56	Romania	1:39:23.0
20	330	Bauer, Roman	57	Germany	1:40:28.0
21	360	Buhlmann, Ernst	57	Switzerland	1:40:51.0
22	544	Lieske, Hansjorg	58	Germany	1:44:21.0
23	702	Van Der Kroon, Antoniu	56	Netherlands	1:45:18.0
24	354	Brincat, Anthony	55	Malta	1:46:32.0
25	714	Westbrook, Paul	58	Great Britain & N.Ireland	1:47:55.0
26	590	Nardi, Francesco	57	Italy	1:49:42.0
27	424	Edwards, Michael	58	Great Britain & N.Ireland	1:52:37.0
28	388	Cooper, Louis	58	Great Britain & N.Ireland	1:52:40.0
29	589	Myftarago, Zajo	58	Albania	1:57:14.0
30	651	Scheidegger, Hams peter	58	Switzerland	2:09:49.0
31	335	Betkune, William	58	Great Britain & N.Ireland	2:15:16.0

M60

1	526	Koch, Walter	61	Germany	1:18:02.0
2	542	Lessing, Peter	60	Germany	1:18:16.0
3	519	Kioun, Valeri	61	Russia	1:20:28.0
4	601	Olausson, Ingvar	60	Sweden	1:22:17.0
5	650	Scheiber, Kaspar	62	Switzerland	1:24:46.0
6	635	Ritsch, Toni	62	Italy	1:25:20.0
7	528	Koplinger, Erich	60	Slovak Republic	1:28:11.0
8	397	Cruise, Charles	60	Ireland	1:30:59.0
9	482	Hanker, Edwin	60	Germany	1:32:34.0
10	472	Gruenig, Wilhelm	62	Germany	1:33:15.0
11	518	Killer, Franz	62	Switzerland	1:35:53.0

RESULTS

12	523	Knockaert, Edgard	64	Belgium	1:36:07.0
13	652	Scheuring, Karl	60	Germany	1:40:09.0
14	623	Poretti, Giorgio	61	Switzerland	1:42:26.0
15	588	Murphy, William	61	Great Britain & N.Ireland	1:42:55.0
16	314	Agrell, Ulf	61	Sweden	1:43:14.0
17	486	Harz, Erwin	62	Germany	1:43:27.0
18	480	Hana, Kvetoslav	64	Czech Republic	1:44:52.0
19	350	Bradac, Alois	60	Czech Republic	1:45:09.0
20	372	Caudwell, Michael	64	Great Britain & N.Ireland	1:50:17.0
21	438	Fenech, Paul	64	Malta	1:59:29.0
22	376	Chittenden, Peter	63	Great Britain & N.Ireland	2:00:40.0
23	326	Baker, Kenneth	60	Great Britain & N.Ireland	2:03:42.0
24	437	Felice Pace, Richard	62	Malta	2:08:53.0
25	595	Nutley, Derek	61	Great Britain & N.Ireland	2:23:31.0

M65

1	663	Sitsky, Gury	67	Russia	1:29:55.0
2	471	Grubert, Egon	66	Germany	1:31:30.0
3	555	Mahoney, Mihael	65	Great Britain & N.Ireland	1:31:39.0
4	504	Irvine, Jim	66	Great Britain & N.Ireland	1:33:04.0
5	450	Friedbacher, Rudolf	67	Austria	1:38:36.0
6	392	Cordier, Robert	66	France	1:41:00.0
7	697	Trcka, Josef	66	Czech Republic	1:42:58.0
8	681	Stuart-Thorn, Nigel	69	Great Britain & N.Ireland	1:43:29.0
9	713	Weight, Colin	66	Great Britain & N.Ireland	1:44:18.0
10	655	Schmitt, Philipp	67	Germany	1:56:27.0
11	548	Loy, Karl	65	Germany	1:56:54.0
12	539	Lazzari, Romano	67	Italy	2:04:13.0
13	516	Kelly, James	68	Great Britain & N.Ireland	2:16:53.0
14	633	Richter, Guenter	65	Germany	2:29:19.0

M70

1	690	Taylor, John	70	Great Britain & N.Ireland	1:39:48.0
2	513	Kataja-Rahko, Erkki	70	Finland	1:51:02.0
3	333	Berdat, Andre	70	Switzerland	1:58:04.0
4	540	Leisi, Peter	72	Switzerland	2:11:52.0
5	534	Kundig, Hans	72	Switzerland	2:13:00.0

M75

1	313	Agnoli, Sergio	75	Italy	1:35:40.0
2	475	Gutbier, Heinrich	77	Germany	1:41:15.0
3	390	Copping, Norman Frank	76	Great Britain & N.Ireland	2:09:43.0
4	579	Mills, Harold	76	Israel	2:16:21.0
5	572	McKEAG, John	78	Great Britain & N.Ireland	2:23:13.0

M80

1	515	Keller, Heinrich	80	Switzerland	1:57:05.0
2	417	Dolensky, Premysl	80	Czech Republic	1:58:55.0

M85

1	606	Osselaer, Andre	85	Belgium	2:22:16.0
2	602	Olbrechts, Albert	86	Germany	2:44:36.0

RESULTS

EVAA NON STADIA CHAMPIONSHIPS MALTA 2001
BUGIBBA-QAWRA-TA XBIEX
WOMEN 35+ HALF MARATON
RESULTS BY AGE GROUP - SUNDAY 29/04/01

<u>RANK</u>	<u>COMP#</u>	<u>ATHLETE NAME</u>	<u>AGE</u>	<u>TEAM</u>	<u>TIME</u>
W35					
1	138	Battistella, Dontella	35	Italy	1:38:41.0
W40					
1	220	Lencina Altamir, Silvi	41	Spain	1:23:23.0
2	272	Segers, Caterina	41	Belgium	1:24:26.0
3	197	Harant, Gertrud	42	Germany	1:29:44.0
4	191	Gonzalez Campo, MaANGE	41	Spain	1:34:11.0
5	295	Wickham, Caroline	40	Great Britain & N.Ireland	1:35:58.0
6	265	Salogni, Barbara	40	Switzerland	1:50:56.0
7	237	Mueller, Doris	43	Switzerland	1:50:57.0
8	286	Toscano, Theresa	42	Malta	1:59:01.0
W45					
1	291	Wahl, Gerlinde	45	Germany	1:28:53.0
2	230	Mathys, Odilia	47	Switzerland	1:31:26.0
3	231	Mayrbaeurl, Elfriede	48	Austria	1:33:12.0
4	227	Marsh, Diane	48	Great Britain & N.Ireland	1:33:36.0
5	174	Esletzbichler, Gunda	45	Austria	1:35:29.0
6	214	Kovarikova, Pavla	45	Czech Republic	1:36:01.0
7	205	Humann-Gunther, Ingebo	45	Germany	1:36:55.0
8	274	Soldini, Maria	48	Switzerland	1:39:48.0
9	158	Clavero, Montserrat	47	Spain	1:41:39.0
10	132	Alvarez, Aurora	48	Spain	1:44:11.0
11	221	Linker, Monika	49	Germany	1:44:14.0
12	179	Fogarty, Breda	45	Ireland	1:47:58.0
13	735	Thome, Christine	48	Great Britain & N.Ireland	1:51:10.0
14	28	Silva Fernandes, Maria	49	Portugal	1:51:26.0
15	294	Westbrook, Gill	45	Great Britain & N.Ireland	1:52:46.0
16	137	Barbara, Lydia	47	Malta	1:55:46.0
17	155	Casey-Breen, Marie	49	Ireland	1:56:44.0
W50					
1	232	Mazzucco, Giovanna	51	Italy	1:27:29.0
2	148	Bowler, Karen	51	Great Britain & N.Ireland	1:31:36.0
3	242	Nicolae, Simona	50	Italy	1:32:10.0
4	244	Novotna, Eva	52	Czech Republic	1:32:59.0
5	25	Palusci-Sawicki, Setti	51	France	1:33:27.0
6	302	Koal, Ingrid	51	Germany	1:34:59.0
7	279	Swithenby, Margaret	51	Great Britain & N.Ireland	1:35:01.0
8	157	Chlupata, Jana	51	Czech Republic	1:35:07.0
9	173	Escoude Aced, Yvonne	53	France	1:40:34.0
10	159	Comiskey, June	53	Ireland	1:42:20.0
11	225	Mann, Irmgard	50	Germany	1:42:48.0

RESULTS

12	293	Weser, Elisabeth	51	Switzerland	1:43:00.0
13	252	Piscopo, Monica	52	Malta	1:45:54.0
14	269	Schmiederer, Rita	50	Germany	1:48:19.0
15	268	Schaer, Regina	50	Switzerland	1:50:54.0
16	139	Bauer, Burgitt	51	Germany	1:58:33.0
17	732	Brincat, Marlene	52	Malta	2:02:11.0
18	170	Edwards, Margaret L	53	Great Britain & N.Ireland	2:07:45.0

W55

1	223	Luethi, Emmi	57	Switzerland	1:30:14.0
2	262	Risch, Karin	55	Germany	1:30:52.0
3	140	Bauer, Leni	56	Germany	1:40:04.0
4	259	Rahuet, Josefina	55	Switzerland	1:41:27.0
5	195	Guerrero, Gloria	56	Spain	1:41:40.0
6	253	Poole, Sandy	57	Great Britain & N.Ireland	1:46:17.0
7	219	Laubengaier, Monika	55	Germany	1:46:34.0
8	250	Piispanen, Seija	55	Finland	1:47:13.0
9	186	Gastaldi, Tiziana	56	Italy	1:52:15.0
10	238	Murphy, Jeannette	55	Great Britain & N.Ireland	2:00:32.0
11	271	Scicluna, Doris	58	Malta	2:05:20.0

W60

1	203	Hoflehner, Ingrid	62	Austria	1:47:39.0
2	171	Ellingerova, Dana	63	Czech Republic	1:48:01.0
3	167	Distefano, Marialetizi	61	Italy	1:54:51.0
4	162	Cushen, Bridget	60	Great Britain & N.Ireland	2:00:50.0
5	168	Draeger, Helga	61	Germany	2:01:06.0
6	160	Cooper, Gillian	62	Great Britain & N.Ireland	2:56:30.0

W65

1	292	Weiss, Jutta	65	Switzerland	1:43:10.0
2	215	Kruger, Erika	66	Germany	2:01:43.0
3	185	Gastaldi, Noemi	67	Italy	2:06:01.0
4	260	Richter, Helene	67	Germany	2:37:22.0

W70

1	258	Quinton, Eileen	71	Great Britain & N.Ireland	1:56:31.0
2	243	Norrish, Betty	70	Great Britain & N.Ireland	2:22:18.0
3	217	Kundig, Helga	72	Switzerland	2:22:37.0
4	245	Oesch, Nelly	70	Switzerland	2:24:25.0

Men's 40+ 30,000 Meter Race Walk
 Results by Age Group - Saturday 28/04/01

RANK	COMP#	ATHLETE NAME	AGE	TEAM	TIME
----- M40 -----					
1	124	Woegerbauer, Stephan	41	Austria	2:35:13.00
2	51	Caldarelli, Gabriele	42	Italy	2:43:20.00
3	120	Venturi_d_espos, Franc	44	Italy	2:43:38.00
4	54	Cortinovis, Renato	42	Italy	2:44:58.00
5	121	Vernier, Jean-Pierre	41	France	2:48:36.00
6	67	Frere, Leo	43	France	2:49:01.00
7	90	Mocker, Frantisek	43	Czech Republic	3:07:53.00
----- M45 -----					
1	86	Magalhaes, Jose	46	Portugal	2:27:09.00
2	94	Penolazzi, Claudio	46	Italy	2:40:06.00
3	61	Duboscq, Daniel	46	France	2:44:47.00
4	48	Bradley, Colin	45	Great Britain & N.Ireland	2:45:18.00
5	82	Koenis, Theo	49	Nederlands	2:45:27.00
6	107	Schwarz, Alfons	46	Germany	2:52:22.00
7	103	Ryan, Charles	47	Great Britain & N.Ireland	2:56:09.00
8	53	Cortes Maresma, Josep	48	Spain	3:05:44.00
9	110	Sheppard, Dennis	46	Great Britain & N.Ireland	3:08:00.00
10	72	Hobbs, Christopher	46	Great Britain & N.Ireland	3:16:43.00
11	55	Darmanin, Charles	46	Malta	3:17:10.00
12	117	Turkaal, Celalettin	48	Turkey	3:28:01.00
----- M50 -----					
1	104	Savolainen, Seppo-Juha	51	Finland	2:43:00.00
2	83	Lahtinen, Heikki	53	Finland	2:51:14.00
3	123	Werth, Friedrich	51	Germany	2:51:31.00
4	112	Siegele, Johann	52	Austria	2:54:36.00
5	71	Giannuzzi, Luigi	52	Italy	2:56:54.00
6	92	Orriols, Vergass	51	Spain	2:58:18.00
7	97	Phillips, Keith	53	Great Britain & N.Ireland	3:06:26.00
8	52	Ceccaldi, Georges	50	France	3:10:04.00
9	49	Brandenburg, Walter	54	Switzerland	3:18:21.00
10	59	Denmiel, Alain	54	France	3:19:19.00
11	101	Rauchle, Michel	52	Switzerland	3:19:38.00
12	126	Zammit, Lino	54	Malta	3:23:39.00
13	75	Jamsen, Hannu	50	Finland	3:36:45.00
14	80	Klein, Paul	51	Germany	3:37:44.00
15	91	Munz, Helmut	54	Germany	3:41:30.00
----- M55 -----					
1	109	Sgardello, Valter	58	Italy	2:44:06.00
2	116	Thrun, Detlef	56	Germany	2:52:58.00
3	46	Binggeli, Bernard	55	Switzerland	2:54:47.00
4	60	Dobson, Bob	58	Great Britain & N.Ireland	2:57:58.00
5	63	Eisfeller, Peter	55	Germany	3:04:40.00
6	77	Jensen, Ole David	57	Denmark	3:06:35.00
7	87	Mannetti, Tullio	55	Italy	3:08:19.00

Men's 40+ 30,000 Meter Race Walk
Results by Age Group - Saturday 28/04/01

RANK	COMP#	ATHLETE NAME	AGE	TEAM	TIME
8	44	Bergmann, Roland	55	Switzerland	3:10:10.00
9	84	Lillefosse, Arthur	56	Norway	3:10:55.00
10	96	Perniciaro, Ettore	58	Italy	3:13:06.00
11	65	Fischer, Rolf Peter	55	Germany	3:17:11.00
12	78	Jones, Glyn	58	Great Britain & N.Ireland	3:17:40.00
13	88	Marek, Stanislav	58	Czech Republic	3:21:46.00
14	62	Eikemeyer, Dagobert	57	Germany	3:47:52.00
----- M60 -----					
1	41	Andreotti, Pergiorgio	60	Italy	3:05:38.00
2	85	Ludwig, Alfred	60	Germany	3:09:42.00
3	100	Powell, Ronald	64	Great Britain & N.Ireland	3:15:17.00
4	47	Bonom, Michele	60	Italy	3:21:54.00
	102	Rosca, Ferruccio	61	Italy	3:30:31.00
6	56	Deacon, Richard	60	Great Britain & N.Ireland	3:31:22.00
7	105	Schmid, Wilhelm	62	Germany	3:31:39.00
8	89	Mazzei, Ferdinando	60	Italy	3:33:52.00
9	45	Berzuini, Bruno	64	Italy	3:46:55.00
10	114	Spiteri, Victor	62	Malta	3:51:16.00
----- M65 -----					
1	122	Weidner, Gerhard	68	Germany	2:51:29.00
2	125	Young, Colin	66	Great Britain & N.Ireland	3:10:10.00
3	93	Parodi, Giancarlo	67	Italy	3:11:51.00
4	43	Armbruster, Willi	67	Germany	3:16:13.00
5	73	Horwill, Eric	68	Great Britain & N.Ireland	3:29:42.00
6	113	Smith, John	69	Great Britain & N.Ireland	3:59:30.00
7	119	Vassilyadi, Hercule Ir	67	Greece	4:03:33.00
----- M70 -----					
1	106	Schouckens, Robert	72	Belgium	3:30:02.00
2	76	Jaquest, Harvey	73	Great Britain & N.Ireland	3:47:47.00
	64	Eveno, Jacques	74	France	3:47:53.00
4	42	Arena, Angelo	72	Italy	3:47:59.00
5	68	Fronek, Miroslav	71	Czech Republic	3:55:13.00
----- M75 -----					
1	66	Fitzgerald, Jack	78	Great Britain & N.Ireland	3:54:48.00

Women's 35+ 20,000 Meter Race Walk
 Results by Age Group - Saturday 28/04/01

RANK	COMP#	ATHLETE NAME	AGE	TEAM	TIME
----- W35 -----					
1	7	Demares, Maud	38	France	2:12:55.00
2	37	Walter, Astrid	37	Germany	2:30:15.00
----- W40 -----					
1	19	Minella, Angela	44	Italy	2:02:49.00
2	5	Codini, Stefania	42	Italy	2:06:07.00
3	1	Bishop, Fiona Jane	41	Great Britain & N.Ireland	2:12:17.00
----- W45 -----					
1	27	Sapounova, Natali	46	Italy	1:58:38.00
2	28	Silva Fernandes, Maria	49	Portugal	2:01:33.00
3	13	Kuukkanen, Anneli	45	Finland	2:03:05.00
4	23	Nitiagovskaja, Lioudmi	46	Russia	2:04:13.00
5	8	Duhig, Cath	46	Great Britain & N.Ireland	2:06:01.00
6	30	Soubielle, Annie	47	France	2:07:38.00
7	33	Umhauer, Antonette	47	France	2:14:59.00
8	18	Martini, Patrizia	46	Italy	2:15:49.00
9	38	Wheeler, Ann	45	Great Britain & N.Ireland	2:20:22.00
10	16	Luppi, Maura	49	Italy	2:22:49.00
----- W50 -----					
1	15	Lewis, Ann	53	Great Britain & N.Ireland	2:02:04.00
2	39	Phillips, Pam	54	Great Britain & N.Ireland	2:17:26.00
3	2	Bonnet, Jacqueline	54	France	2:25:01.00
4	21	Navratilova, Karla	53	Czech Republic	2:40:15.00
----- W55 -----					
1	17	Maeder, Heidi	57	Switzerland	1:55:36.00
2	6	DE Wolf, Frieda	57	Belgium	2:10:47.00
3	9	Ficken, Pamela	59	Great Britain & N.Ireland	2:27:07.00
4	4	Chiurlea, Paula	57	Romania	2:28:42.00
5	26	Reynolds, Pamela	55	Ireland	2:30:12.00
6	11	Gusat, Emilia	58	Romania	2:36:43.00
----- W60 -----					
1	35	Vecchi, Maria	61	Italy	2:35:25.00
2	12	Knaeringer, Traude	61	Germany	2:37:02.00
3	3	Borissova, Galina	62	Russia	2:47:23.00
----- W65 -----					
1	29	Sommier, Josette	65	France	2:06:48.00
2	31	Spelman, Maureen	66	Great Britain & N.Ireland	2:11:56.00
3	14	Leclerc, Denise	67	France	2:18:32.00
----- W70 -----					
1	36	Von Bismark, Anne	73	Great Britain & N.Ireland	2:40:14.00

Men & Women 35+ 10,000 Meter Run
All Chutes

Rank	Women	Men	Chute#	COMP#	Name	Team	Time
1		1	1	658	Schweickardt, Step	Switzerland	30:00.00
2		2	1	582	Monnier, Philippe	France	31:15.00
3		3	1	497	Hopfner, Johann	Germany	31:25.00
4		4	1	477	Hager, Michael	Great Britain &	32:07.00
5		5	1	455	Gates, Nigel	Great Britain &	32:18.00
6		6	1	596	O'Connor, Tom	Ireland	32:41.00
7		7	1	573	McMAHON, James	Ireland	33:25.00
8		8	1	587	Mueller, Hans-Joer	Switzerland	33:55.00
9		9	1	605	Oshea, Patrick	Ireland	33:59.00
10		10	1	483	Hannaford, Graham	Great Britain &	34:04.00
11		11	1	597	O'Keeffe, Richard	Great Britain &	34:07.00
12		12	1	625	Proell, Manfred	Austria	34:08.00
13		13	1	493	Herzgsell, Franz	Germany	34:10.00
14		14	1	648	Schaiter, Hermann	Italy	34:19.00
15		15	1	50	Buffa, Antonino	Italy	34:20.00
16		16	1	479	Haluza, Marian	Slovak Republic	34:24.00
17		17	1	617	Pechek, Frantisek	Czech Republic	34:25.00
18		18	1	467	Gomes Ribeiro, Jos	Portugal	34:36.00
19		19	1	689	Taube, Detlev	Germany	34:39.00
20		20	1	703	Van Noten, Omer	Belgium	34:40.00
21		21	1	627	Quehenberger, Hans	Austria	34:48.00
22		22	1	599	O'Shea, Michael	Ireland	34:55.00
23		23	1	331	Behlert, Manfred	Germany	34:57.00
24	1		1	184	Galea, Carol	Malta	35:02.00
25		24	1	430	Ermolaev, Vladimir	Russia	35:05.00
26		25	1	511	Johansen, Tom-Roge	Norway	35:06.00
27		26	1	654	Schmiederer, Alfon	Germany	35:07.00
28		27	1	537	Lang, Hans	Germany	35:08.00
29		28	1	600	Odegard, Harald	Norway	35:21.00
30		29	1	630	Reilly, Francis	Ireland	35:27.00
31		30	1	575	Mifsud, Raymond	Malta	35:34.00
32		31	1	636	Ross, Steven	Great Britain &	35:36.00
33		32	1	604	Oller, Richard	Austria	35:43.00
34		33	1	720	Williams, Paul	Great Britain &	36:11.00
35		34	1	721	Wilson, David	Great Britain &	36:17.00
36	2		1	261	Ridley, Susan	Great Britain &	36:30.00
37		35	1	519	Kioun, Valeri	Russia	36:32.00
38		36	1	660	Sheridan, John	Ireland	36:36.00
39		37	1	338	Bidmead, Peter	Great Britain &	36:52.00
40	3		1	278	Stevenson, Janet	Great Britain &	36:57.00
41		38	1	691	Taylor, William	Great Britain &	37:01.00
42		39	1	405	Debono, Alfred	Malta	37:15.00
43		40	1	620	Plasch, Hans	Austria	37:18.00
44		41	1	650	Scheiber, Kaspar	Switzerland	37:25.00
45		42	1	700	Undeutsch, Gustav	Austria	37:26.00
46		43	1	576	Mifsud, Stephen	Malta	37:31.00
47		44	1	711	Weatherhead, Peter	Great Britain &	37:35.00
48		45	1	336	Bettinelli, Bruno	Italy	37:36.00
49		46	1	649	Schanne, Werner	Germany	37:37.00
50		47	1	679	Straulino, Jurgen	Germany	37:38.00

Men & Women 35+ 10,000 Meter Run
 All Chutes

Rank	Women	Men	Chute#	COMP#	Name	Team	Time
51		48	1	364	Camilleri, Alfred	Malta	37:39.00
52	4		1	193	Greenan, Mags	Ireland	37:43.00
53		49	1	332	Benjamin, Ronald	Great Britain &	37:45.00
54		50	1	357	Bublitz, Manfred	Germany	37:48.00
55		51	1	522	Knightley, Terence	Great Britain &	37:49.00
56		52	1	378	Cich, Vladimir	Slovak Republic	37:52.00
57		53	1	677	Steele, Terry	Great Britain &	37:55.00
58		54	1	656	Schneider, Felix	Switzerland	37:57.00
59	5		1	228	Marshall, Karen	Great Britain &	38:03.00
60		55	1	550	Lyapunov, Stanisla	Russia	38:05.00
61		56	1	451	Freitas, Albino	Portugal	38:07.00
62		57	1	718	William(S), Paul	Great Britain &	38:08.00
63	6		1	202	Hoffman, Renate El	Germany	38:18.00
64		58	1	421	Duhig, Peter	Great Britain &	38:21.00
65		59	1	460	Gentile, Tony	France	38:22.00
66		60	1	379	Clarke, Martin	Great Britain &	38:24.00
67		61	1	585	Morgan, Peter	Great Britain &	38:31.00
68		62	1	310	Adamec, Zdenek	Czech Republic	38:37.00
69		63	1	443	Fister, Ulrich	Germany	38:39.00
70		64	1	340	Binter, Karel	Czech Republic	38:52.00
71		65	1	454	Garces, Ricardo	Spain	39:10.00
72		66	1	387	Connolly, Richard	Ireland	39:14.00
73		67	1	512	Kalazi, Jozef	Slovak Republic	39:16.00
74		68	1	670	Spencer-Wood, Juli	Great Britain &	39:19.00
75		69	1	663	Sitsky, Gury	Russia	39:23.00
76		70	1	146	Bonass, Pat	Ireland	39:25.00
77		71	1	524	Koal, Gerd	Germany	39:26.00
78		72	1	412	Desira, Anthony	Malta	39:27.00
79	7		1	281	Teygeman, Diane	Belgium	39:42.00
80		73	1	598	O'Loughlin, Thomas	Ireland	39:47.00
81		74	2	374	Chaplin, Mark	Great Britain &	39:49.00
82		75	2	410	Deparade, Martin	Germany	39:49.00
83		76	2	339	Bigocki, Marian	Germany	39:56.00
84	8		2	287	Undeutsch, Diana	Austria	39:57.00
85		77	2	619	Phipps, Owen	Great Britain &	39:58.00
86		78	2	631	Reinelt, Werner	Germany	40:03.00
87	9		2	206	Huether, Elfie	Germany	40:04.00
88		79	2	678	Stevenson, Andrew	Great Britain &	40:06.00
89		80	2	644	Sargent, Rob	Great Britain &	40:14.00
90		81	2	728	Zerafa, Joseph	Malta	40:19.00
91		82	2	693	Theobald, Michael	Great Britain &	40:23.00
92		83	2	527	Konopka, Jan	Slovak Republic	40:26.00
93		84	2	666	Slegr, Jiri	Czech Republic	40:28.00
94		85	2	683	Sumalan, Daniel	Romania	40:29.00
95	10		2	223	Luethi, Emmi	Switzerland	40:31.00
96		86	2	508	Jefferies, Tony	Great Britain &	40:34.00
97		87	2	523	Knockaert, Edgard	Belgium	40:38.00
98	11		2	148	Bowler, Karen	Great Britain &	40:40.00
99	12		2	408	DeLUCAS Valbuen, M	Spain	40:42.00
100	13		2	177	Fenech, Cecilia	Malta	40:44.00

Men & Women 35+ 10,000 Meter Run
All Chutes

Rank	Women	Men	Chute#	COMP#	Name	Team	Time
101	14		2	230	Mathys, Odilia	Switzerland	40:51.00
102	15		2	299	Zirknitzer, Andrea	Austria	40:54.00
103		88	2	704	Vantours, Bernard	France	40:56.00
104	16		2	227	Marsh, Diane	Great Britain &	40:56.00
105		89	2	385	Conney, Sean	Ireland	41:00.00
106		90	2	494	Hlusicka, Josef	Czech Republic	41:07.00
107		91	2	699	Tunturi, Marrku	Finland	41:10.00
108		92	2	397	Cruise, Charles	Ireland	41:16.00
109		93	2	306	Abela, Francis	Malta	41:22.00
110		94	2	622	Popa, Marian	Romania	41:25.00
111	17		2	229	Marson, Lindi	Great Britain &	41:29.00
112		95	2	561	Marshall, John	Great Britain &	41:42.00
113		96	2	353	Brimmer, Albert	Malta	41:43.00
114		97	2	533	Kudrna, Jiri	Czech Republic	41:56.00
115		98	2	480	Hana, Kvetoslav	Czech Republic	42:01.00
116		99	2	420	Duss, Franz	Switzerland	42:05.00
117		100	2	470	Greenan, Seamus	Ireland	42:17.00
118		101	2	323	Attard, Raymond	Malta	42:18.00
119		102	2	610	Pace, Martin	Malta	42:23.00
120		103	2	356	Bruce, Mike	Great Britain &	42:24.00
121	18		2	302	Koal, Ingrid	Germany	42:29.00
122	19		2	209	Jolimet Ruzic, Chr	France	42:34.00
123		104	2	541	Lenz, Klaus	Germany	42:38.00
124	20		2	169	Dreyer, Monica	Germany	42:41.00
125		105	2	472	Gruenig, Wilhelm	Germany	42:45.00
126	21		2	213	Kolesnikova, Alla	Russia	42:49.00
127		106	2	662	Sinnott, David	Great Britain &	42:50.00
128		107	2	375	Chetcuti, Eugenio	Malta	42:51.00
129		108	2	450	Friedbacher, Rudol	Austria	42:54.00
130		109	2	383	Collins, Harry	Great Britain &	42:56.00
131		110	2	445	Forbes, Paul	Great Britain &	42:57.00
132		111	2	453	Galea, Charles	Malta	42:59.00
133	22		2	263	Roberts, Kim	Great Britain &	43:02.00
134		112	2	583	Montebello, Emanue	Malta	43:20.00
135		113	2	382	Colla, Manrico	Italy	43:27.00
136	23		2	256	Proell, Roswitha	Austria	43:33.00
137	24		2	279	Swithenby, Margare	Great Britain &	43:34.00
138		114	2	642	Saliba, Roland	Malta	43:35.00
139	25		2	267	Schaeffler, Roswit	Germany	43:36.00
140		115	2	501	Huber, Walter	Switzerland	43:39.00
141		116	2	369	Caruana, John Mary	Malta	43:41.00
142	26		2	150	Bugeja, Anna	Malta	43:43.00
143		117	2	499	Hough, Keith	Great Britain &	43:56.00
144		118	2	690	Taylor, John	Great Britain &	43:58.00
145		119	2	669	Speak, Alan	Great Britain &	44:06.00
146	27		2	233	McCARTHY, Stephaan	Great Britain &	44:08.00
147	28		2	207	Irvine, Sandra	Great Britain &	44:09.00
148		120	2	418	Downing, John	Great Britain &	44:11.00
149		121	2	464	Ghiller, Walley	Malta	44:13.00
150		122	2	486	Harz, Erwin	Germany	44:27.00

Men & Women 35+ 10,000 Meter Run
 All Chutes

Rank	Women	Men	Chute#	COMP#	Name	Team	Time
151		123	2	489	Hercock, Bernard	Great Britain &	44:31.00
152		124	2	684	Suvleacov, Victor	Romania	44:33.00
153		125	2	514	Keller, Ernst	Switzerland	44:39.00
154		126	2	350	Bradac, Alois	Czech Republic	44:42.00
155		127	2	423	Edge, Dave	Great Britain &	44:47.00
156		128	2	557	Makkeli, Seppo	Finland	44:49.00
157		129	2	313	Agnoli, Sergio	Italy	44:50.00
158		130	2	380	Clarke, Peter	Great Britain &	44:53.00
159	29		2	140	Bauer, Leni	Germany	45:05.00
160		131	2	692	Tedesco, Charles	Malta	45:09.00
161		132	3	492	Herrmann, Horst	Germany	45:13.00
162		133	3	475	Gutbier, Heinrich	Germany	45:16.00
163	30		3	237	Mueller, Doris	Switzerland	45:21.00
164		134	3	330	Bauer, Roman	Germany	45:22.00
165	31		3	159	Comiskey, June	Ireland	45:24.00
166		135	3	682	Sulc, Vladimir	Czech Republic	45:29.00
167	32		3	288	Van Kooten, Gerda	Nederlands	45:32.00
168		136	3	588	Murphy, William	Great Britain &	45:33.00
169	33		3	270	Schneider, Anita	Germany	45:43.00
170		137	3	559	Mallia, Victor	Malta	45:50.00
171	34		3	265	Salogni, Barbara	Switzerland	45:51.00
172		138	3	578	Mildenberger, Karl	Germany	45:53.00
173		139	3	665	Sladek, Karel	Czech Republic	45:57.00
174		140	3	697	Trcka, Josef	Czech Republic	46:04.00
175	35		3	143	Bensch, Heidelore	Germany	46:12.00
176		141	3	456	Gatt, Anthony	Malta	46:14.00
177		142	3	586	Morrison, Henry	Great Britain &	46:25.00
178		143	3	404	De Prater, Harry	Belgium	46:35.00
179	36		3	212	Koenis, Mary	Nederlands	46:36.00
180	37		3	248	Pfauser, Inge	Germany	46:37.00
181	38		3	152	Cambria, Grazia	Italy	46:46.00
182		144	3	584	Morana, Mario	Malta	46:53.00
183		145	3	543	Leuthr, Johann	Germany	46:55.00
184		146	3	702	Van Der Kroon, Ant	Nederlands	47:02.00
185		147	3	358	Bugeja, Raymond	Malta	47:04.00
186		148	3	713	Weight, Colin	Great Britain &	47:05.00
187		149	3	724	Zacek, Vladimir	Czech Republic	47:06.00
188		150	3	722	Wolfsteiner, Georg	Germany	47:13.00
189		151	3	344	Borg, Joseph V	Malta	47:19.00
190	39		3	172	Engler, Anna	Switzerland	47:24.00
191	40		3	246	Pegan, Silvia	Italy	47:27.00
192		152	3	676	Stavik, Josef	Czech Republic	47:45.00
193	41		3	224	Maisongrosse, Odet	France	47:46.00
194	42		3	235	Minotti, Bruna	Italy	47:52.00
195		153	3	681	Stuart-Thorn, Nige	Great Britain &	47:53.00
196	43		3	259	Rahuet, Josefina	Switzerland	47:59.00
197		154	3	562	Marshall, Ron	Great Britain &	48:01.00
198		155	3	592	Neagu, Lucian	Romania	48:07.00
199		156	3	714	Westbrook, Paul	Great Britain &	48:09.00
200		157	3	355	Broennimann, Heinz	Switzerland	48:11.00

Men & Women 35+ 10,000 Meter Run
All Chutes

Rank	Women	Men	Chute#	COMP#	Name	Team	Time
====	=====	=====	=====	=====	=====	=====	=====
201		158	3	705	Vella, Aldo	Malta	48:14.00
202		159	3	447	Forster, Laurie	Great Britain &	48:17.00
203		160	3	414	Detven, Michal	Czech Republic	48:18.00
204	44		3	250	Piispanen, Seija	Finland	48:20.00
205		161	3	403	Davidson, Robert	Great Britain &	48:25.00
206	45		3	273	Sochorcova, Ruzena	Czech Republic	48:27.00
207		162	3	308	Abela, Mario	Malta	48:31.00
208	46		3	218	Larche, Bapby	France	48:54.00
209		163	3	441	Fischer, Herman Jo	Germany	49:08.00
210	47		3	186	Gastaldi, Tiziana	Italy	49:09.00
211		164	3	377	Chiurlea, Cristian	Romania	49:12.00
212		165	3	476	Habig, Walter	Germany	49:18.00
213		166	3	567	Matzner, Karel	Czech Republic	49:21.00
214		167	3	365	Camilleri, Dennis	Malta	49:23.00
215		168	3	372	Caudwell, Michael	Great Britain &	49:25.00
216	48		3	253	Poole, Sandy	Great Britain &	49:31.00
217	49		3	181	Fortune, Anne	Great Britain &	49:36.00
218		169	3	424	Edwards, Michael	Great Britain &	49:38.00
219		170	3	388	Cooper, Louis	Great Britain &	49:44.00
220		171	3	577	Mikhaylov, Vadim	Russia	49:51.00
221		172	3	733	Nodata, Entry	Unattached	49:54.00
222		173	3	407	Delsemme, Jozef	Belgium	49:56.00
223		174	3	337	Beyer, Gunther	Germany	50:01.00
224	50		3	264	Rocnakova, Milosla	Czech Republic	50:03.00
225		175	3	558	Mallia, Richard	Malta	50:06.00
226	51		3	294	Westbrook, Gill	Great Britain &	50:13.00
227		176	3	500	Hrebejk, Jiri	Czech Republic	50:16.00
228		177	3	485	Hartas, Frank	Great Britain &	50:19.00
229	52		3	204	Hovorkova, Milena	Czech Republic	50:20.00
230	53		3	254	Pop, Maria	Romania	50:23.00
231		178	3	478	Hale, Ronald	Great Britain &	50:51.00
232		179	3	435	Falzon, Joseph	Malta	51:01.00
233	54		3	735	Thorne, Christine	Great Britain &	51:19.00
234		180	3	685	Swithenby, Stephen	Great Britain &	51:20.00
235		181	3	461	Gerdes, Dietmar	Germany	51:26.00
236		182	3	368	Caruana, Gejtano	Malta	51:29.00
237	55		3	176	Falzon, Mary	Malta	51:30.00
238	56		3	257	Quadri, Ombretta	Italy	51:33.00
239	57		3	280	Tatarina, Angelina	Russia	51:43.00
240	58		3	200	Herd, Mary Rose	Malta	51:51.00
241	59		4	258	Quinton, Eileen	Great Britain &	51:54.00
242		183	4	712	Wegerdt, Bernd	Germany	51:57.00
243	60		4	151	Bylina, Terttu	Finland	51:58.00
244	61		4	166	Delia, Helen	Malta	52:11.00
245		184	4	506	Izabal, Joan	Spain	52:12.00
246		185	4	367	Carr, W	Great Britain &	52:16.00
247	62		4	238	Murphy, Jeannette	Great Britain &	52:18.00
248	63		4	134	Attard, Christine	Malta	52:21.00
249		186	4	716	Wiedemeier, Walter	Switzerland	52:22.00
250		187	4	515	Keller, Heinrich	Switzerland	52:24.00

Men & Women 35+ 10,000 Meter Run
All Chutes

Rank	Women	Men	Chute#	COMP#	Name	Team	Time
251	64		4	298	Zanella, Lorella	Italy	52:27.0
252	65		4	251	Pinard, Andree	France	52:32.0
253		188	4	565	Mathys, Freidrich	Switzerland	52:40.0
254		189	4	707	Vossler, Erwin	Germany	52:50.0
255	66		4	168	Draeger, Helga	Germany	52:52.0
256		190	4	502	Hughes, Alan	Great Britain &	53:08.0
257		191	4	376	Chittenden, Peter	Great Britain &	53:14.0
258	67		4	236	Mokshina, Nataly	Russia	53:15.0
259	68		4	276	Speak, Glenis	Great Britain &	53:16.0
260		192	4	491	Hermet, Gilbert	France	53:21.0
261		193	4	362	Button, Derek	Great Britain &	53:22.0
262	69		4	162	Cushen, Bridget	Great Britain &	53:30.0
263		194	4	734	Nodata, Entered	Unattached	53:33.0
264		195	4	393	Craik, Thomas	Great Britain &	53:38.0
265		196	4	465	Gilks, Stuart	Great Britain &	53:46.0
266	70		4	165	Degaetano, Cecilia	Malta	53:51.0
267		197	4	390	Copping, Norman Fr	Great Britain &	53:58.0
268	71		4	190	Glaser, Doris	Germany	53:59.0
269	72		4	196	Habig, Roswitha	Germany	54:01.0
270	73		4	234	Meulenyser, Nadia	Belgium	54:15.0
271		198	4	509	Jendzelovsky, Vinc	Slovak Republic	54:20.0
272		199	4	448	Fortune, Iain	Great Britain &	54:25.0
273	74		4	185	Gastaldi, Noemi	Italy	54:26.0
274		200	4	427	Elis, Milos	Czech Republic	54:29.0
275		201	4	416	Dillon, Kevin	Great Britain &	54:37.0
276		202	4	490	Herd, Carmel	Malta	54:50.0
277	75		4	156	Cassar, Sarah	Malta	54:59.0
278	76		4	282	Thiex, Eva	Germany	55:05.0
279		203	4	351	Bream, Robert	Great Britain &	55:06.0
280	77		4	187	Gerdes, Ruth	Germany	55:23.0
281		204	4	695	Thiex, Albert	Germany	55:24.0
282	78		4	170	Edwards, Margaret	Great Britain &	55:44.0
283	79		4	192	Goody, Joyce	Great Britain &	55:48.0
284		205	4	534	Kundig, Hans	Switzerland	55:58.0
285	80		4	149	Brandoni, Brunella	Italy	56:01.0
286		206	4	551	Maag, Hans	Switzerland	56:13.0
287	81		4	271	Scicluna, Doris	Malta	56:19.0
288	82		4	182	Frison, Maria	Italy	56:22.0
289		207	4	688	Tasker, Timothy	Great Britain &	56:43.0
290		208	4	611	Pace Taliana, Lino	Malta	56:45.0
291		209	4	341	Bjerknes, Alfr	Norway	56:48.0
292	83		4	247	Penningsfeld, Gerl	Germany	56:57.0
293		210	4	657	Schuster, Heinrich	Germany	57:06.0
294	84		4	142	Benjamin, Gillian	Great Britain &	57:07.0
295		211	4	547	Louknitski, Felix	Russia	57:12.0
296		212	4	333	Berdat, Andre	Switzerland	57:15.0
297		213	4	343	Blattler, Franz	Switzerland	57:36.0
298		214	4	591	Navarro, Joseph	Malta	57:50.0
299	85		4	198	Hartas, Thelma	Great Britain &	57:55.0
300	86		4	290	Vautier, Angie	Great Britain &	57:57.0

Men & Women 35+ 10,000 Meter Run
All Chutes

Rank	Women	Men	Chute#	COMP#	Name	Team	Time
301	87		4	136	Balitzki, Anita	Germany	58:02.00
302		215	4	545	Lombardi, Michele	Italy	58:14.00
303		216	4	607	Ostuni, Domenico	Italy	58:15.00
304		217	4	396	Crooke, Kenneth	Great Britain &	58:16.00
305		218	4	516	Kelly, James	Great Britain &	58:59.00
306		219	4	391	Corcodel, Stefan	Romania	59:01.00
307		220	4	664	Skliba, Karel	Czech Republic	59:07.00
308		221	4	384	Colsmann, Heinz	Germany	59:16.00
309		222	4	608	Otcenasek, Lubos	Czech Republic	59:41.00
310		223	4	726	Zammit, Gerald	Malta	59:44.00
311	88		4	180	Forster, Betty	Great Britain &	1:00:13.00
312		224	4	496	Holmgren, Karl-Gus	Sweden	1:00:16.00
313		225	4	687	Tanti, Grezzju	Malta	1:00:21.00
314		226	4	363	Byers, Alan Edwin	Great Britain &	1:00:25.00
315		227	4	462	Gheorghe, Arghiria	Romania	1:00:47.00
316	89		4	297	Wilson, Barbara	Great Britain &	1:00:49.00
317	90		4	243	Norrish, Betty	Great Britain &	1:01:13.00
318		228	4	402	Dargenio, Giuseppe	Italy	1:01:21.00
319		229	4	349	Bracey, Brian	Great Britain &	1:01:33.00
320	91		4	255	Portulas, Rosa	Spain	1:01:47.00
321	92		6	266	Sayers, Rosemarie	Great Britain &	1:01:50.00
322		230	6	546	Lorenzetti, Piergi	Italy	1:02:00.00
323		231	6	595	Nutley, Derek	Great Britain &	1:02:00.00
324		232	6	680	Strubbe, Andre	Belgium	1:03:33.00
325		233	6	429	Endrizzi, Joseph	France	1:03:43.00
326	93		6	303	Radu, Olga	Romania	1:03:45.00
327		234	6	549	Ludzuweit, Otto	Germany	1:03:49.00
328		235	6	606	Osselaer, Andre	Belgium	1:03:52.00
329	94		6	239	Musat, Mioara	Romania	1:03:57.00
330		236	6	326	Baker, Kenneth	Great Britain &	1:04:06.00
331		237	6	347	Boscaiu, Voicu	Romania	1:04:13.00
332		238	6	459	Geertz, Hans	Germany	1:04:17.00
333	95		6	217	Kundig, Helga	Switzerland	1:04:41.00
334		239	6	463	Gheorghiu, Nicolae	Romania	1:04:50.00
335		240	6	641	Rusu, Eugeniu	Romania	1:05:42.00
336		241	6	535	Kung, Paul	Switzerland	1:06:03.00
337		242	6	717	Wilkey, Ian	Great Britain &	1:08:45.00
338		243	6	389	Copeland, Maurice	Great Britain &	1:08:55.00
339		244	6	322	Attard, Ganni	Malta	1:09:02.00
340	96		5	131	Abela, Noelle	Malta	1:09:30.00
341		245	5	419	Drummond, Norman	Great Britain &	1:10:15.00
342	97		5	163	Dahinden, Marianne	Switzerland	1:10:25.00
343	98		5	289	Vanderstichele, Ni	Belgium	1:10:37.00
344	99		5	277	Stanciu, Victoria	Romania	1:10:49.00
345		246	5	602	Olbrechts, Albert	Germany	1:11:20.00
346		247	5	468	Gomes Ribeiro, Man	Portugal	1:13:23.00
347		248	5	409	Dematteis, Cesare	Italy	1:15:10.00
348	100		5	216	Kuenzel, Karin	Germany	1:16:11.00
349	101		5	284	Timus, Clementina	Romania	1:17:06.00
350	102		5	208	Jeffries, Pat	Great Britain &	1:17:40.00

Men & Women 35+ 10,000 Meter Run
All Chutes

Rank	Women	Men	Chute#	COMP#	Name	Team	Time
====	=====	=====	=====	=====	=====	=====	=====
351	103		5	285	Toba, Maria	Romania	1:18:14.00
352	104		5	160	Cooper, Gillian	Great Britain &	1:18:39.00
353	105		5	154	Carabela, Alexandr	Romania	1:19:32.00
354	106		5	189	Gheorghiu, Elena	Romania	1:22:04.00
355	107		5	296	Wilkey, Pearl	Great Britain &	1:24:23.00
356		249	5	425	Ehrbar, Fritz	Switzerland	1:24:32.00
357	108		5	175	Falke, Elfride	Germany	1:25:15.00
358		250	5	634	Riederer, Josef	Germany	1:38:58.00

Women's 35+ 20,000 Meter Race Walk
Chute 1

rk	ID#	COMP#	Name	Team	Time
1	695	17	Maeder, Heidi	Switzerland	1:55:36.00
2	295	27	Sapounova, Natali	Italy	1:58:38.00
3	494	28	Silva Fernandes, M	Portugal	2:01:33.00
4	646	15	Lewis, Ann	Great Britain &	2:02:04.00
5	292	19	Minella, Angela	Italy	2:02:49.00
6	194	13	Kuukkanen, Anneli	Finland	2:03:05.00
7	496	23	Nitiagovskaja, Lio	Russia	2:04:13.00
8	512	8	Duhig, Cath	Great Britain &	2:06:01.00
9	284	5	Codini, Stefania	Italy	2:06:07.00
10	227	29	Sommier, Josette	France	2:06:48.00
11	226	30	Soubielle, Annie	France	2:07:38.00
12	142	6	DE Wolf, Frieda	Belgium	2:10:47.00
13	662	31	Spelman, Maureen	Great Britain &	2:11:56.00
14	635	1	Bishop, Fiona Jane	Great Britain &	2:12:17.00
15	217	7	Demares, Maud	France	2:12:55.00
16	228	33	Umhauer, Antonette	France	2:14:59.00
17	288	18	Martini, Patrizia	Italy	2:15:49.00
18	647	39	Phillips, Pam	Great Britain &	2:17:26.00
19	221	14	Leclerc, Denise	France	2:18:32.00
20	643	38	Wheeler, Ann	Great Britain &	2:20:22.00
21	287	16	Luppi, Maura	Italy	2:22:49.00
22	216	2	Bonnet, Jacqueline	France	2:25:01.00
23	650	9	Ficken, Pamela	Great Britain &	2:27:07.00
24	346	4	Chiurlea, Paula	Romania	2:28:42.00
25	480	26	Reynolds, Pamela	Ireland	2:30:12.00
26	299	37	Walter, Astrid	Germany	2:30:15.00
27	296	35	Vecchi, Maria	Italy	2:35:25.00
28	354	11	Gusat, Emilia	Romania	2:36:43.00
29	329	12	Knaeringer, Traude	Germany	2:37:02.00
30	666	36	Von Bismark, Anne	Great Britain &	2:40:14.00
31	174	21	Navratilova, Karla	Czech Republic	2:40:15.00
32	499	3	Borissova, Galina	Russia	2:47:23.00

Men's 40+ 30,000 Meter Race Walk

Chute 1

Rank	ID#	COMP#	Name	Team	Time
1	493	86	Magalhaes, Jose	Portugal	2:27:09.00
2	139	124	Woegerbauer, Steph	Austria	2:35:13.00
3	263	94	Penolazzi, Claudio	Italy	2:40:06.00
4	199	104	Savolainen, Seppo-	Finland	2:43:00.00
5	239	51	Caldarelli, Gabrie	Italy	2:43:20.00
6	277	120	Venturi_d_espos, F	Italy	2:43:38.00
7	274	109	Sgardello, Valter	Italy	2:44:06.00
8	204	61	Duboscq, Daniel	France	2:44:47.00
9	240	54	Cortinovis, Renato	Italy	2:44:58.00
10	535	48	Bradley, Colin	Great Britain &	2:45:18.00
11	335	82	Koenis, Theo	Nederlands	2:45:27.00
12	215	121	Vernier, Jean-Pier	France	2:48:36.00
13	207	67	Frere, Leo	France	2:49:01.00
	195	83	Lahtinen, Heikki	Finland	2:51:14.00
15	438	122	Weidner, Gerhard	Germany	2:51:29.00
16	410	123	Werth, Friedrich	Germany	2:51:31.00
17	381	107	Schwarz, Alfons	Germany	2:52:22.00
18	393	116	Thrun, Detlef	Germany	2:52:58.00
19	130	112	Siegele, Johann	Austria	2:54:36.00
20	691	46	Binggeli, Bernard	Switzerland	2:54:47.00
21	546	103	Ryan, Charles	Great Britain &	2:56:09.00
22	246	71	Giannuzzi, Luigi	Italy	2:56:54.00
23	583	60	Dobson, Bob	Great Britain &	2:57:58.00
24	675	92	Orriols, Vergass	Spain	2:58:18.00
25	387	63	Eisfeller, Peter	Germany	3:04:40.00
26	233	41	Andreotti, Pergior	Italy	3:05:38.00
27	678	53	Cortes Maresma, Jo	Spain	3:05:44.00
28	560	97	Phillips, Keith	Great Britain &	3:06:26.00
29	188	77	Jensen, Ole David	Denmark	3:06:35.00
30	172	90	Mocker, Frantisek	Czech Republic	3:07:53.00
31	548	110	Sheppard, Dennis	Great Britain &	3:08:00.00
32	258	87	Mannetti, Tullio	Italy	3:08:19.00
33	419	85	Ludwig, Alfred	Germany	3:09:42.00
34	201	52	Ceccaldi, Georges	France	3:10:04.00
35	617	125	Young, Colin	Great Britain &	3:10:10.00
36	694	44	Bergmann, Roland	Switzerland	3:10:10.00
37	746	84	Lillefosse, Arthur	Norway	3:10:55.00
38	262	93	Parodi, Giancarlo	Italy	3:11:51.00
39	265	96	Perniciaro, Ettore	Italy	3:13:06.00
40	599	100	Powell, Ronald	Great Britain &	3:15:17.00
41	427	43	Armbruster, Willi	Germany	3:16:13.00
42	542	72	Hobbs, Christopher	Great Britain &	3:16:43.00
43	454	55	Darmanin, Charles	Malta	3:17:10.00
44	389	65	Fischer, Rolf Pete	Germany	3:17:11.00
45	570	78	Jones, Glyn	Great Britain &	3:17:40.00
46	690	49	Brandenburg, Walte	Switzerland	3:18:21.00
47	203	59	Denmiel, Alain	France	3:19:19.00
48	693	101	Rauchle, Michel	Switzerland	3:19:38.00
49	173	88	Marek, Stanislav	Czech Republic	3:21:46.00
50	237	47	Bonom, Michele	Italy	3:21:54.00

Men's 40+ 30,000 Meter Race Walk
Chute 1

Rank	ID#	COMP#	Name	Team	Time
51	21	126	Zammit, Lino	Malta	3:23:39.00
52	505	117	Turkaal, Celaletti	Turkey	3:28:01.00
53	607	73	Horwill, Eric	Great Britain &	3:29:42.00
54	148	106	Schouckens, Robert	Belgium	3:30:02.00
55	268	102	Rosca, Ferruccio	Italy	3:30:31.00
56	592	56	Deacon, Richard	Great Britain &	3:31:22.00
57	421	105	Schmid, Wilhelm	Germany	3:31:39.00
58	256	89	Mazzei, Ferdinando	Italy	3:33:52.00
59	191	75	Jamsen, Hannu	Finland	3:36:45.00
60	403	80	Klein, Paul	Germany	3:37:44.00
61	405	91	Munz, Helmut	Germany	3:41:30.00
62	235	45	Berzuini, Bruno	Italy	3:46:55.00
63	621	76	Jaquest, Harvey	Great Britain &	3:47:47.00
64	386	62	Eikemeyer, Dagober	Germany	3:47:52.00
65	206	64	Eveno, Jacques	France	3:47:53.00
66	234	42	Arena, Angelo	Italy	3:47:59.00
67	20	114	Spiteri, Victor	Malta	3:51:16.00
68	626	66	Fitzgerald, Jack	Great Britain &	3:54:48.00
69	163	68	Fronek, Miroslav	Czech Republic	3:55:13.00
70	614	113	Smith, John	Great Britain &	3:59:30.00
71	764	119	Vassilyadi, Hercul	Greece	4:03:33.00

Men & Women 35+ Half Marathon
All Chutes

Rank	Women	Men	Chute#	COMP#	Name	Team	Time
1		1	1	658	Schweickardt, Step	Switzerland	1:06:08.00
2		2	1	394	Critchlow, Julian	Great Britain &	1:08:29.00
3		3	1	473	Guerra Gonzalez, F	Spain	1:09:58.00
4		4	1	477	Hager, Michael	Great Britain &	1:10:57.00
5		5	1	694	Theofel, Juergen	Germany	1:11:10.00
6		6	1	573	McMAHON, James	Ireland	1:12:44.00
7		7	1	603	Olivieri, Biagio	Italy	1:12:49.00
8		8	1	638	Rungger, Albert	Italy	1:12:55.00
9		9	1	626	Puchner, Alois	Austria	1:12:59.00
10		10	1	701	Urbschat, Klaus	Germany	1:13:16.00
11		11	1	609	Pace, Joe	Malta	1:13:18.00
12		12	1	521	Klitz, Reimund	Germany	1:14:08.00
13		13	1	648	Schaiter, Hermann	Italy	1:14:23.00
14		14	1	510	Joao Fernando, Fe	Portugal	1:15:15.00
15		15	1	531	Krantz, Christoph	Germany	1:15:54.00
16		16	1	703	Van Noten, Omer	Belgium	1:16:04.00
17		17	1	605	Oshea, Patrick	Ireland	1:16:32.00
18		18	1	617	Pechek, Frantisek	Czech Republic	1:16:38.00
19		19	1	618	Pechek, Vladimir	Czech Republic	1:17:00.00
20		20	1	467	Gomes Ribeiro, Jos	Portugal	1:17:13.00
21		21	1	479	Haluza, Marian	Slovak Republic	1:17:14.00
22		22	1	708	Vrabel, Milan	Slovak Republic	1:17:53.00
23		23	1	556	Mair, Johann	Italy	1:17:57.00
24		24	1	630	Reilly, Francis	Ireland	1:17:59.00
25		25	1	526	Koch, Walter	Germany	1:18:02.00
26		26	1	542	Lessing, Peter	Germany	1:18:16.00
27		27	1	653	Schlenker, Edmund	Germany	1:18:29.00
28		28	1	554	Maesano, Mario	Italy	1:18:49.00
29		29	1	439	Fernandez, Luis Ra	Spain	1:19:20.00
30		30	1	507	Jacobsen, Mogens	Denmark	1:19:30.00
31		31	1	619	Phipps, Owen	Great Britain &	1:19:43.00
32		32	1	481	Hancock, Vincent	Great Britain &	1:19:48.00
33		33	1	636	Ross, Steven	Great Britain &	1:19:54.00
34		34	1	668	Sommer, Juergen	Germany	1:19:59.00
35		35	1	519	Kioun, Valeri	Russia	1:20:28.00
36		36	1	675	Staehli, Ulrich	Switzerland	1:20:31.00
37		37	1	440	Ferreira Rodrig, J	Portugal	1:20:33.00
38		38	1	334	Berky, Robert	Slovak Republic	1:20:38.00
39		39	1	729	Sciberras, Innocen	Malta	1:21:04.00
40		40	1	336	Bettinelli, Bruno	Italy	1:22:04.00
41		41	2	615	Pascual, Julio	Spain	1:22:10.00
42		42	2	436	Farrugia, George	Malta	1:22:15.00
43		43	2	601	Olausson, Ingvar	Sweden	1:22:17.00
44		44	2	593	Nolan, Bernard	Ireland	1:22:18.00
45		45	2	317	Antentas, Josep Ma	Spain	1:22:30.00
46	1		2	220	Lencina Altamir, S	Spain	1:23:23.00
47		46	2	568	Mayr, Karl	Italy	1:23:24.00
48		47	2	637	Rubio Corcoles, Mi	Spain	1:23:34.00
49		48	2	488	Henry, Marcel	France	1:24:06.00
50	2		2	272	Segers, Caterina	Belgium	1:24:26.00

Men & Women 35+ Half Marathon
All Chutes

nk	Women	Men	Chute#	COMP#	Name	Team	Time
==	=====	=====	=====	=====	=====	=====	=====
51		49	2	650	Scheiber, Kaspar	Switzerland	1:24:46.00
52		50	2	498	Horner, Johann	Austria	1:25:03.00
53		51	2	124	Woegerbauer, Steph	Austria	1:25:04.00
54		52	2	667	Smedile, Giuseppe	Italy	1:25:05.00
55		53	2	310	Adamec, Zdenek	Czech Republic	1:25:10.00
56		54	2	635	Ritsch, Toni	Italy	1:25:20.00
57		55	2	677	Steele, Terry	Great Britain &	1:25:25.00
58		56	2	312	Agius, Martin	Malta	1:25:29.00
59		57	2	400	Cutajar, Louis	Malta	1:25:51.00
60		58	2	340	Binter, Karel	Czech Republic	1:26:02.00
61		59	2	585	Morgan, Peter	Great Britain &	1:26:13.00
62		60	2	723	Wood, Chris	Great Britain &	1:26:22.00
63		61	2	399	Cutajar, Godwin	Malta	1:26:35.00
64		62	2	612	Pages, Maurice	France	1:26:39.00
65		63	2	624	Price, Robert Jame	Great Britain &	1:27:01.00
66	3		2	232	Mazzucco, Giovanna	Italy	1:27:29.00
67		64	2	361	Busetto, Silvio	Italy	1:27:35.00
68		65	2	410	De Parade, Martin	Germany	1:27:42.00
69		66	2	528	Koplinger, Erich	Slovak Republic	1:28:11.00
70		67	2	524	Koal, Gerd	Germany	1:28:25.00
71		68	2	522	Knightley, Terence	Great Britain &	1:28:39.00
72		69	2	321	Attard, Carmelo	Malta	1:28:48.00
73	4		2	291	Wahl, Gerlinde	Germany	1:28:53.00
74		70	2	709	Wahl, Willi	Germany	1:28:54.00
75		71	2	454	Garces, Ricardo	Spain	1:29:04.00
76		72	2	621	Poole, Derek	Great Britain &	1:29:06.00
77		73	2	644	Sargent, Rob	Great Britain &	1:29:15.00
78		74	2	452	Frey, Ludwig	Germany	1:29:23.00
79		75	2	670	Spencer-Wood, Juli	Great Britain &	1:29:26.00
80	5		2	197	Harant, Gertrud	Germany	1:29:44.00
81		76	3	699	Tunturi, Marrku	Finland	1:29:54.00
82		77	3	663	Sitsky, Gury	Russia	1:29:55.00
83		78	3	413	Desira, Joseph	Malta	1:30:09.00
84	6		3	223	Luethi, Emmi	Switzerland	1:30:14.00
85		79	3	512	Kalazi, Jozef	Slovak Republic	1:30:25.00
86		80	3	508	Jefferies, Tony	Great Britain &	1:30:44.00
87	7		3	262	Risch, Karin	Germany	1:30:52.00
88		81	3	397	Cruise, Charles	Ireland	1:30:59.00
89	8		3	230	Mathys, Odilia	Switzerland	1:31:26.00
90		82	3	471	Grubert, Egon	Germany	1:31:30.00
91	9		3	148	Bowler, Karen	Great Britain &	1:31:36.00
92		83	3	555	Mahoney, Mihael	Great Britain &	1:31:39.00
93		84	3	431	Esletzbichler, Ern	Austria	1:31:58.00
94		85	3	484	Hardegger, Juerg	Switzerland	1:32:07.00
95		86	3	311	Adler, Hanspeter	Switzerland	1:32:09.00
96	10		3	242	Nicolae, Simona	Italy	1:32:10.00
97		87	3	517	Kerley, John	Great Britain &	1:32:29.00
98		88	3	666	Slegr, Jiri	Czech Republic	1:32:31.00
99		89	3	482	Hanker, Edwin	Germany	1:32:34.00
00		90	3	646	Schaer, Heinz	Switzerland	1:32:40.00

Men & Women 35+ Half Marathon
All Chutes

Rank	Women	Men	Chute#	COMP#	Name	Team	Time
101		91	3	320	Attard, Antoine	Malta	1:32:45.00
102	11		3	244	Novotna, Eva	Czech Republic	1:32:59.00
103		92	3	504	Irvine, Jim	Great Britain &	1:33:04.00
104	12		3	231	Mayrbaeurl, Elfriede	Austria	1:33:12.00
105		93	3	472	Gruenig, Wilhelm	Germany	1:33:15.00
106		94	3	346	Borg Costanzi, Peter	Malta	1:33:20.00
107	13		3	25	Palusci-Sawicki, S	France	1:33:27.00
108	14		3	227	Marsh, Diane	Great Britain &	1:33:36.00
109		95	3	428	Ellul, Paul	Malta	1:33:52.00
110		96	3	319	Arndt, Gunter	Germany	1:33:56.00
111		97	3	315	Allard, Rod	Great Britain &	1:34:10.00
112	15		3	191	Gonzalez Campo, Maria	Spain	1:34:11.00
113		98	3	725	Zammit, Carmel	Malta	1:34:37.00
114		99	3	469	Grech, Carmel	Malta	1:34:50.00
115		100	3	370	Caruana, Joseph	Malta	1:34:51.00
116	16		3	302	Koal, Ingrid	Germany	1:34:59.00
117	17		3	279	Swithenby, Margaret	Great Britain &	1:35:01.00
118		101	3	411	Derbfuss, Walter	Germany	1:35:05.00
119	18		3	157	Chlupata, Jana	Czech Republic	1:35:07.00
120		102	3	318	Aquilina, Vince	Malta	1:35:12.00
121	19		3	174	Esletzbichler, Gunter	Austria	1:35:29.00
122		103	3	313	Agnoli, Sergio	Italy	1:35:40.00
123		104	3	395	Crocker, Robert	Great Britain &	1:35:42.00
124		105	3	518	Killer, Franz	Switzerland	1:35:53.00
125		106	3	457	Gatt, John	Malta	1:35:56.00
126	20		3	295	Wickham, Caroline	Great Britain &	1:35:58.00
127		107	3	580	Milnes, Christophe	Great Britain &	1:35:59.00
128	21		3	214	Kovarikova, Pavla	Czech Republic	1:36:01.00
129		108	3	523	Knockaert, Edgard	Belgium	1:36:07.00
130		109	3	647	Schafer, Toni	Switzerland	1:36:08.00
131		110	3	696	Toscano, Mauro	Italy	1:36:19.00
132		111	3	383	Collins, Harry	Great Britain &	1:36:26.00
133		112	3	727	Zerafa, Charles	Malta	1:36:30.00
134		113	3	659	Sciberras, Anthony	Malta	1:36:35.00
135	22		3	205	Humann-Gunther, Ingrid	Germany	1:36:55.00
136		114	3	495	Hobbs, Mervyn	Great Britain &	1:37:10.00
137		115	3	503	Huxley, Phil	Great Britain &	1:38:30.00
138		116	3	327	Barbara, Peter	Malta	1:38:31.00
139		117	3	594	Nolz, Gunther	Austria	1:38:33.00
140		118	3	450	Friedbacher, Rudolf	Austria	1:38:36.00
141	23		3	138	Battistella, Donte	Italy	1:38:41.00
142		119	3	380	Clarke, Peter	Great Britain &	1:39:07.00
143		120	3	684	Suvleacov, Victor	Romania	1:39:23.00
144		121	3	570	McCARTAN, Michael	Ireland	1:39:30.00
145		122	3	690	Taylor, John	Great Britain &	1:39:48.00
146	24		3	274	Soldini, Maria	Switzerland	1:39:48.00
147	25		3	140	Bauer, Leni	Germany	1:40:04.00
148		123	3	639	Russo, Giovanni	Italy	1:40:05.00
149		124	3	652	Scheuring, Karl	Germany	1:40:09.00
150		125	3	514	Keller, Ernst	Switzerland	1:40:16.00

Men & Women 35+ Half Marathon
All Chutes

nk	Women	Men	Chute#	COMP#	Name	Team	Time
==	=====	=====	=====	=====	=====	=====	=====
51		126	3	330	Bauer, Roman	Germany	1:40:28.00
52	26		3	173	Escoude Aced, Yvon	France	1:40:34.00
53		127	3	366	Camilleri, Philip	Malta	1:40:41.00
54		128	3	360	Buhlmann, Ernst	Switzerland	1:40:51.00
55		129	3	418	Downing, John	Great Britain &	1:40:58.00
56		130	3	392	Cordier, Robert	France	1:41:00.00
57		131	3	475	Gutbier, Heinrich	Germany	1:41:15.00
58		132	3	449	Francalanza, Denni	Malta	1:41:26.00
59	27		3	259	Rahuet, Josefina	Switzerland	1:41:27.00
60	28		3	158	Clavero, Montserra	Spain	1:41:39.00
61	29		4	195	Guerrero, Gloria	Spain	1:41:40.00
62	30		4	159	Comiskey, June	Ireland	1:42:20.00
63		133	4	623	Poretti, Giorgio	Switzerland	1:42:26.00
64		134	4	458	Gauci, John	Malta	1:42:33.00
65		135	4	672	Spiteri, George	Malta	1:42:44.00
66	31		4	225	Mann, Irmgard	Germany	1:42:48.00
67		136	4	588	Murphy, William	Great Britain &	1:42:55.00
68		137	4	697	Trcka, Josef	Czech Republic	1:42:58.00
69	32		4	293	Weser, Elisabeth	Switzerland	1:43:00.00
70		138	4	433	Failla, Vincenzo	Italy	1:43:04.00
71	33		4	292	Weiss, Jutta	Switzerland	1:43:10.00
72		139	4	314	Agrell, Ulf	Sweden	1:43:14.00
73		140	4	486	Harz, Erwin	Germany	1:43:27.00
74		141	4	681	Stuart-Thorn, Nige	Great Britain &	1:43:29.00
75		142	4	574	Micallef, Gino	Malta	1:44:08.00
76	34		4	132	Alvarez, Aurora	Spain	1:44:11.00
77	35		4	221	Linker, Monika	Germany	1:44:14.00
78		143	4	713	Weight, Colin	Great Britain &	1:44:18.00
79		144	4	544	Lieske, Hansjorg	Germany	1:44:21.00
80		145	4	480	Hana, Kvetoslav	Czech Republic	1:44:52.00
81		146	4	350	Bradac, Alois	Czech Republic	1:45:09.00
82		147	4	702	Van Der Kroon, Ant	Nederlands	1:45:18.00
83		148	4	352	Briffa, Alfred	Malta	1:45:21.00
84		149	4	643	Sammut, Wilfred	Malta	1:45:47.00
85	36		4	252	Piscopo, Monica	Malta	1:45:54.00
86		150	4	398	Curmi, Alfred	Malta	1:46:12.00
87	37		4	253	Poole, Sandy	Great Britain &	1:46:17.00
88		151	4	560	Mangion, Charles	Malta	1:46:25.00
89		152	4	354	Brincat, Anthony	Malta	1:46:32.00
90	38		4	219	Laubengaier, Monik	Germany	1:46:34.00
91	39		4	250	Piispanen, Seija	Finland	1:47:13.00
92	40		4	203	Hoflehner, Ingrid	Austria	1:47:39.00
93		153	4	714	Westbrook, Paul	Great Britain &	1:47:55.00
94	41		4	179	Fogarty, Breda	Ireland	1:47:58.00
95	42		4	171	Ellingerova, Dana	Czech Republic	1:48:01.00
96		154	4	406	Delia, Victor	Malta	1:48:09.00
97	43		4	269	Schmiederer, Rita	Germany	1:48:19.00
98		155	4	345	Borg, Paul	Malta	1:49:13.00
99		156	4	686	Taliana, Tony	Malta	1:49:28.00
100		157	4	590	Nardi, Francesco	Italy	1:49:42.00

Men & Women 35+ Half Marathon

All Chutes

Rank	Women	Men	Chute#	COMP#	Name	Team	Time
201		158	5	372	Caudwell, Michael	Great Britain &	1:50:17.00
202	44		5	268	Schaer, Regina	Switzerland	1:50:54.00
203	45		5	265	Salogni, Barbara	Switzerland	1:50:56.00
204	46		5	237	Mueller, Doris	Switzerland	1:50:57.00
205		159	5	513	Kataja-Rahko, Erkk	Finland	1:51:02.00
206	47		5	735	Thorne, Christine	Great Britain &	1:51:10.00
207	48		5	28	Silva Fernandes, M	Portugal	1:51:26.00
208	49		5	186	Gastaldi, Tiziana	Italy	1:52:15.00
209		160	5	474	Gunn, Brian	Great Britain &	1:52:20.00
210		161	5	424	Edwards, Michael	Great Britain &	1:52:37.00
211		162	5	388	Cooper, Louis	Great Britain &	1:52:40.00
212	50		5	294	Westbrook, Gill	Great Britain &	1:52:46.00
213		163	5	674	Staeheli, Heinz	Switzerland	1:53:07.00
214		164	5	359	Buhagiar, Joe	Malta	1:53:18.00
215		165	5	446	Formosa, Manuel	Malta	1:54:28.00
216	51		5	167	Distefano, Mariale	Italy	1:54:51.00
217		166	5	401	Dall'Olio, Gianni	Italy	1:55:34.00
218	52		5	137	Barbara, Lydia	Malta	1:55:46.00
219		167	5	655	Schmitt, Philipp	Germany	1:56:27.00
220	53		5	258	Quinton, Eileen	Great Britain &	1:56:31.00
221	54		5	155	Casey-Breen, Marie	Ireland	1:56:44.00
222		168	5	548	Loy, Karl	Germany	1:56:54.00
223		169	5	515	Keller, Heinrich	Switzerland	1:57:05.00
224		170	5	589	Myftarago, Zajo	Albania	1:57:14.00
225		171	5	371	Catania, Andre Pio	Malta	1:57:18.00
226		172	5	333	Berdar, Andre	Switzerland	1:58:04.00
227		173	5	365	Camilleri, Dennis	Malta	1:58:18.00
228	55		5	139	Bauer, Burgitt	Germany	1:58:33.00
229		174	5	417	Dolensky, Premysl	Czech Republic	1:58:55.00
230	56		5	286	Toscano, Theresa	Malta	1:59:01.00
231		175	5	438	Fenech, Paul	Malta	1:59:29.00
232	57		5	238	Murphy, Jeannette	Great Britain &	2:00:32.00
233		176	5	376	Chittenden, Peter	Great Britain &	2:00:40.00
234	58		5	162	Cushen, Bridget	Great Britain &	2:00:50.00
235	59		5	168	Draeger, Helga	Germany	2:01:06.00
236	60		5	215	Kruger, Erika	Germany	2:01:43.00
237	61		5	732	Brincat, Marlene	Malta	2:02:11.00
238		177	5	509	Jendzelovsky, Vinc	Slovak Republic	2:02:43.00
239		178	5	326	Baker, Kenneth	Great Britain &	2:03:42.00
240		179	5	539	Lazzari, Romano	Italy	2:04:13.00
241		180	6	329	Bauer, Dieter	Germany	2:04:32.00
242	62		6	271	Scicluna, Doris	Malta	2:05:20.00
243	63		6	185	Gastaldi, Noemi	Italy	2:06:01.00
244	64		6	170	Edwards, Margaret	Great Britain &	2:07:45.00
245		181	6	437	Felice Pace, Richa	Malta	2:08:53.00
246		182	6	390	Copping, Norman Fr	Great Britain &	2:09:43.00
247		183	6	651	Scheidegger, Hamsp	Switzerland	2:09:49.00
248		184	6	324	Azzopardi, Joseph	Malta	2:11:22.00
249		185	6	540	Leisi, Peter	Switzerland	2:11:52.00
250		186	6	671	Spiegel, Peter	Switzerland	2:12:37.00

Men & Women 35+ Half Marathon
All Chutes

Rank	Women	Men	Chute#	COMP#	Name	Team	Time
51		187	6	534	Kundig, Hans	Switzerland	2:13:00.00
52		188	6	335	Betskune, William	Great Britain &	2:15:16.00
53		189	6	579	Mills, Harold	Israel	2:16:21.00
54		190	6	516	Kelly, James	Great Britain &	2:16:53.00
55		191	6	606	Osselaer, Andre	Belgium	2:22:16.00
56	65		6	243	Norrish, Betty	Great Britain &	2:22:18.00
57	66		6	217	Kundig, Helga	Switzerland	2:22:37.00
58		192	6	572	McKEAG, John	Great Britain &	2:23:13.00
59		193	6	595	Nutley, Derek	Great Britain &	2:23:31.00
60	67		6	245	Oesch, Nelly	Switzerland	2:24:25.00
61		194	7	633	Richter, Guenter	Germany	2:29:19.00
62	68		7	260	Richter, Helene	Germany	2:37:22.00
63		195	7	602	Olbrechts, Albert	Germany	2:44:36.00
64	69		7	160	Cooper, Gillian	Great Britain &	2:56:30.00